


ProCut 800
Art. 8851



ProCut 1000
Art. 8852

D Betriebsanleitung
Turbotrimmer

GB Operating Instructions
Turbotrimmer

F Mode d'emploi
Coupe bordures

NL Instructies voor gebruik
Turbotrimmer

S Bruksanvisning
Turbotrimmer

DK Brugsanvisning
Turbotrimmer

I Istruzioni per l'uso
Turbotrimmer

E Manual de instrucciones
Turbotrimmer

P Instruções de utilização
Turbotrimmer

FIN Käyttöohje
Turbotrimmeri

N Bruksanvisning
Turbotrimmer

PL Instrukcja obsługi
Podkaszarka żyłkowa

H Vevõtájékoztató
Damilos fűszegélynyíró

CZ Návod k obsluze
Turbotrimmer

SK Návod na používanie
Turbokosačka

GR Οδηγίες χρήσεως
Κουρευτικό πετονιάς

RUS Инструкция по эксплуатации
Турботриммер

SLO Navodila za uporabo
Kosilnica z nitko

UA Інструкція з експлуатації
Турботриммер

HR Uputstva za upotrebu
Kosilica s niti

TR Kullanma Talimatı
Misinalı Ot Kesici

RO Instrucțiuni de utilizare
Turbotrimmer

BG Инструкция за експлоатация
Турбо-тример

EST Kasutusjuhend
Turbotrimmer

LT Eksploatavimo instrukcija
Turbo žoliapjovė

LV Lietošanas instrukcija
Turbo trimmeris

GARDENA Turbotrimmer ProCut 800 / 1000

Welcome to the Garden of GARDENA...



Translation of the original instructions from German.
Please read these operating instructions carefully and observe the information they contain. Use these operating instructions to familiarise yourself with the GARDENA Turbotrimmer, its proper use and the notes on safety.



For safety reasons, children under the age of 16 as well as people who are not familiar with the operating instructions, should not use the Turbotrimmer. Persons with reduced physical or mental abilities may use the product only if they are supervised or instructed by a responsible person.

Contents

→ Please keep these instructions in a safe place.

1. Where to Use Your GARDENA Turbotrimmer	11
2. Safety Instructions	11
3. Assembly	13
4. Operation	13
5. Storage	15
6. Maintenance	15
7. Troubleshooting	16
8. Technical Data	17
9. Service / Warranty	18

1. Where to Use Your GARDENA Turbotrimmer

Proper use

The GARDENA Turbotrimmer is designed for trimming and cutting areas of grass and lawns in private house and hobby gardens. The Turbotrimmer must not be used in public facilities, parks, sports grounds, next to roads or in agriculture or forestry.

Please note



For safety reasons, the GARDENA Turbotrimmer must not be used for hedge trimming or for shredding for composting.

2. Safety Instructions

→ Please read the notes on safety on the Turbotrimmer.



CAUTION!

→ Always read the operating instructions before using your Turbotrimmer.



DANGER! Risk of electric shock!

→ Keep your Turbotrimmer away from water and rain!



DANGER! Risk of injury to other people!

→ Keep other people out of the area where you are working.



DANGER! Tool does not stop immediately when turned off!

→ Keep your hands and feet out of the area where you are working until the cutting filament is stationary!



DANGER!

Risk of injury to eyes!
→ Always wear eye protection!

Check your Turbotrimmer before each use

- Always visually inspect your Turbotrimmer before each use.
- Check that the ventilation slots are not obstructed in any way.

Do not use your Turbotrimmer if the safety devices (push button, safety cover) and/or the filament cassette are damaged or worn.

- Never bypass the safety devices.
- Inspect the area to be cut before you begin work. Remove any debris (such as stones). Look out for debris (such as stones) while you are working.
- If you should come across any debris while cutting, turn off the Turbotrimmer. Remove the debris and check the Turbotrimmer for any damage. If necessary have your Turbotrimmer repaired.

Use / responsibility

The Turbotrimmer can cause serious injuries. Children must be supervised to ensure that they do not use or play with the trimmer.

- Use the Turbotrimmer only for the purpose specified in these operating instructions.

You are responsible for the safety in the area where you are working.

- Ensure that there are no other people (especially children) or animals within or near the area where you are working.
- Never operate the machine with damaged guards or without the guards in place.

Unplug the mains plug after use and check your Turbotrimmer, especially the filament cassette, regularly for damage. Have your Turbotrimmer repaired and/or replace the filament cassette if necessary.

- Always wear an eye shield or safety goggles!
- Wear sturdy shoes and long trousers to protect your legs. Keep your fingers and feet away from the cutting filament – above all when starting work.
- Always ensure that you have a secure foothold whilst working.
- Keep the extension cable away from the area you are cutting.

Take extra care when walking backwards. You may stumble!

- Only work in the daylight or when visibility is good.

Take care against injury from any device fitted for trimming the filament line length.

After extending new cutter line always return the machine to its normal operating position before switching on.

Interrupting work

- Never leave the Turbotrimmer unattended where you are working.
- If you stop work, unplug the mains plug and store your Turbotrimmer in a safe place.
- If you stop work in order to move to another part of the garden, always switch off the Turbotrimmer, wait until the tool stops and then unplug the mains plug.

Familiarise yourself with the surroundings

- Familiarise yourself with the surroundings and look out for possible dangers which you may not hear due to machine noise.
- Never use the Turbotrimmer when it is raining or in damp, wet areas.
- Do not operate your Turbotrimmer directly next to swimming pools or garden ponds.

Electrical safety**Check the power cord regularly for damage and signs of wear and tear.**

Do not use your Turbotrimmer if the power cord is damaged.

- If the mains cord or extension cable is damaged while you are working, unplug the mains plug immediately.
Do not touch the cable until the mains plug is switched off.

If the mains cord is damaged, it must be replaced by a GARDENA service centre or similarly qualified person.

The socket of the extension cable you are using must be waterproof.

- Only use extension cables designed for outdoor use.
- Ask your electrician.

For all portable units that are operated outdoors we recommend using a residual current device (RCD) with a tripping current of not more than 30mA.


In Switzerland the use of a residual-current device is obligatory.

3. Assembly

Fitting the guard:

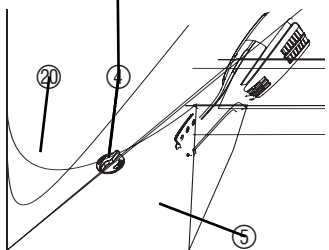


1. Undo the knots in the cutting filaments ①.
2. **1** Fit the guard ② vertically onto the cutting head ③ and
2 turn 180° (bayonet fitting) until the connection clicks into place. *When doing this the cutting filaments must not get trapped.*

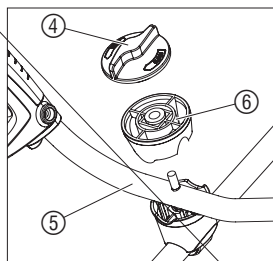


ProCut 1000

Fitting the handle:



1. Unscrew the orange screw cover ④ anti-clockwise.
2. Remove grip holder ⑥.
3. Fit the handle ⑤. *The handle with the start button ⑭ must be on the right hand side in the working position.*
4. Fit the grip holder ⑥ onto the handle.
5. Screw the orange screw cover ④ clockwise securely to fix the handle ⑤.



4. Operation

RISK OF INJURY !

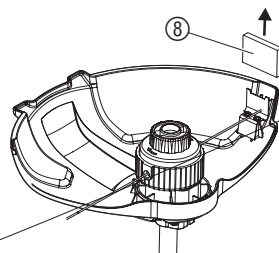


Risk of injury if the Turbotrimmer does not switch off when you release the start button.

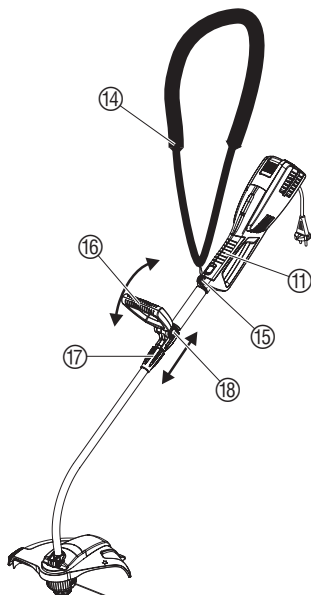
→ Never bypass the safety devices or switches (e.g. by tying the safety lock to the handle).

Connecting the Turbotrimmer:

1. Remove the orange blade cover ⑧.
2. Insert the extension cable ⑨ into the cable lock ⑩ on the upper part of the trimmer ⑪.
3. Plug the plug ⑫ of the trimmer into the socket ⑬ of the extension cable.
4. Plug the extension cable into a 230 V mains power supply.

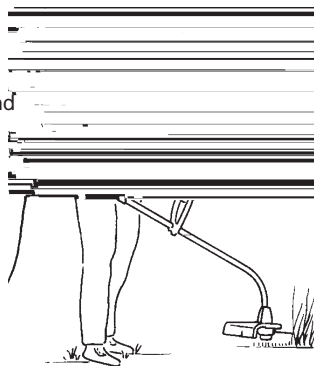


Put the trimmer in the working position:



Try to ensure that the cutting filament does not come into excessive contact with hard objects (walls, stones, fences etc.) to prevent the filaments fusing together or snapping.

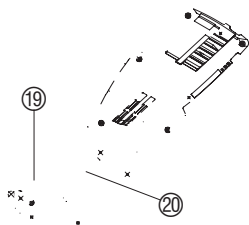
1. Fit the carrying strap (14) into the hole (15) (ProCut 1000, 3 holes).
2. Put the strap (14) around you and adjust it to your size.
3. Hold the trimmer by the top of the handle (11) and the additional handle (16) or handle (5) so that the cutting head (3) is tilted slightly forward.



ProCut 800 only:

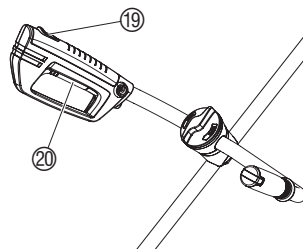
1. Undo the tightening nut (17), push the additional handle (16) into the required place and tighten the nut (17) by hand.
2. Press the push buttons (18) on both sides. Set the additional handle to the required angle (16) and release the push buttons again.

Starting the trimmer:



Switching the trimmer on:

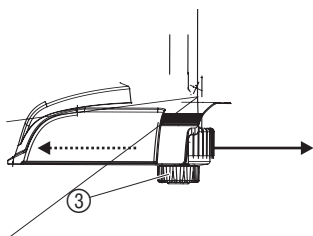
1. Press and hold the safety lock (19) and then press the start button (20) on the handle.
2. Release the safety lock (19) again.



Switching the trimmer off:

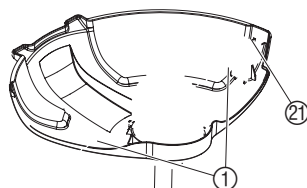
- Release the start button (20) on the handle.

Filament feed (Tap mechanism):

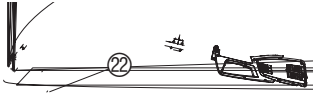


The tap mechanism works **when the motor is running**. A clean cut is only achieved with the maximum filament length.

1. Start the trimmer.
2. Hold the cutting head (3) parallel to the ground and tap the trimmer with the cutting head (3) on the ground (avoid sustained pressure).



The cutting filaments (1) lengthen automatically with an audible switching sound. The filament limiter (21) adjusts the filament to the correct length. If necessary tap several times one after the other.

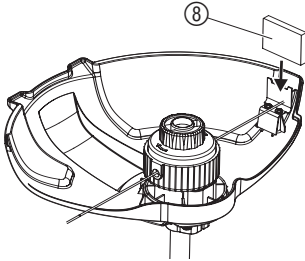
Interrupting work:

The two knobs ② can be used to lay the trimmer on the ground, for example. Doing this does not put unnecessary strain on the cutting head.

5. Storage

Storage:

The Turbotrimmer must be stored out of the reach of children.

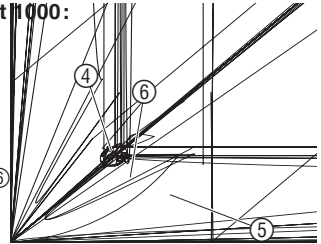


1. Replace the orange blade cover ⑧.
2. Store the trimmer in a dry, frost free place.

Recommendation for the ProCut 1000:

The handle ⑤ can be rotated 90° to save space when storing.

- Loosen the orange screw cover ④, remove grip holder ⑥, rotate handle ⑤ through 90° and fit grip holder ⑥ again and tighten the orange screw cover ④ on again.

**Disposal:**

(in accordance with
RL2002/96/EC)



The product must not be added to normal household waste. It must be disposed of in line with local environmental regulations.

- Important: Make sure that the unit is disposed of via your municipal recycling collection centre.

6. Maintenance

RISK OF INJURY !

There is a risk of injury from the cutting filament!

- Always unplug the mains plug of the Turbotrimmer before carrying out maintenance work!

RISK OF INJURY !

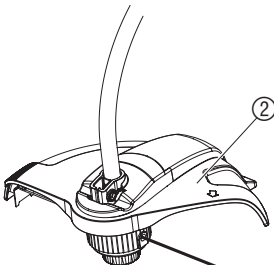
Risk of injury and risk of damage to property!

- Never clean the Turbotrimmer under running water or with a water jet (in particular a high pressure water jet).

The ventilation slots must always be free of dirt.

Cleaning the guard:

- After each use remove grass and dirt residue from the guard ②.



Replacing the filament cassette:

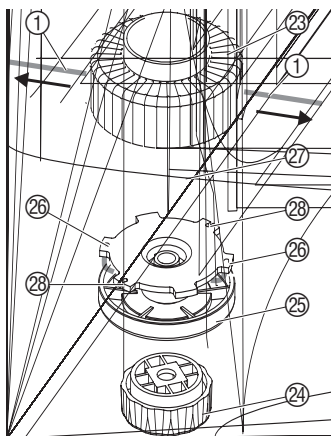
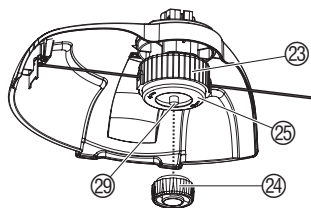


RISK OF INJURY !

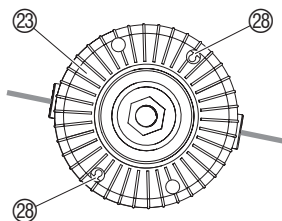
→ Never use metallic cutting elements or replacement parts and accessories not provided by GARDENA.

Only use original GARDENA Filament Cassettes. You can order Replacement Filament Cassettes from your GARDENA dealer or directly from the GARDENA Customer Service.

- Filament Cassette for Turbotrimmer ProCut 800 / 1000: **Art. No. 5308**



- Unplug the mains plug.
 - Grip the filament cassette holder (23) and unscrew the cassette cover (24).
 - Remove the filament cassette (25) from the cassette holder (23) and untwist the spring.
 - Remove any dirt.
 - Pull about 10 cm of the filament (1) from the new cassette (25) out through the slot (26) in the cassette.
 - Turn the spring (27) into the new filament cassette (25) and thread the cutting filaments (1) into the filament cassette holder (23).
 - Insert the cassette (25) into the cassette holder (23) and turn it so that the markings (28) on the cassette are visible in the holes in the cassette holder (23). *When doing this the cutting filaments must not get trapped.*
 - Insert the cassette holder and the cassette until the end of the spindle (29) sticks out about 5 mm.
 - Screw the cassette cover (24) onto the end of the spindle (29).
- If the markings (28) cannot be turned until they are under the holes, turn the cassette (25) to and fro until it fits into the cassette holder (23) properly.



7. Troubleshooting

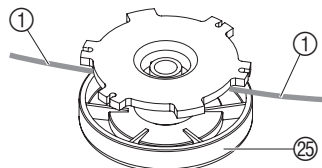
RISK OF INJURY !



Risk of injury from the cutting filament!

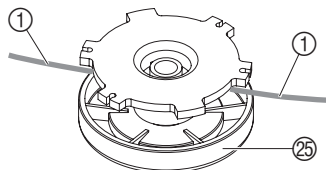
→ Always unplug the mains plug of the Turbotrimmer before troubleshooting.

Releasing a cutting filament that has gone into the cassette or which has fused:



If the cutting filament has disappeared into the filament cassette or the tap mechanism still doesn't work after pulling the cutting filament (1) it may be fused together in the filament cassette (25).

- Unplug the cable from the mains.
- Remove the filament cassette (25) as described in 6. Maintenance "Replacing the filament cassette".



3. Unwind the cutting filament ①, clean the filament cassette ⑳ and the cutting filament ① and wind the cutting filament ① onto the cassette ㉔ once more.
4. Insert the filament cassette again as described under 6. Maintenance "Replacing the filament cassette".

Note:

The cassette cover ㉔ can also be pressed by hand to lengthen the filament manually.

Fault	Possible cause	Remedy
The Turbotrimmer no longer cuts	Filament cassette empty.	→ Replace the filament cassette (see 6. Maintenance "Replacing the filament cassette").
	Blade cover not removed.	→ Remove blade cover.
	Tap mechanism doesn't work because the filament has disappeared into the cassette or fused.	→ Remove filament that has disappeared into the cassette or fused (see above).



In the event of other faults please contact GARDENA Service. Repairs should only be carried out by GARDENA service centres or dealers authorised by GARDENA.

8. Technical Data

Turbotrimmer	ProCut 800 (Art. 8851)	ProCut 1000 (Art. 8852)
Motor power consumption	800 W	1000 W
Mains voltage / mains frequency	230 V / 50 Hz	230 V / 50 Hz
Filament thickness	2 mm	2 mm
Cutting width	350 mm	350 mm
Filament supply	2 x 3 m	2 x 3 m
Filament feed	Tap mechanism	Tap mechanism
Weight	5.0 kg	5.7 kg
Rpm of filament cassette	12,000 rpm	12,000 rpm
Work area related emission characteristic value $L_{pA}^{1)}$	80 dB (A)	80 dB (A)
Noise level $L_{WA}^{2)}$	measured 94 dB (A) / guaranteed 96 dB (A)	measured 94 dB (A) / guaranteed 96 dB (A)
Hand/arm vibration $a_{vhw}^{1)}$	< 2.5 m/s ²	< 2.5 m/s ²

Measuring method according to 1) EN 786 2) directive 2000/14/EC

9. Service / Warranty

GARDENA guarantees this product for 2 years (from date of purchase). This guarantee covers all serious defects of the unit that can be proved to be material or manufacturing faults. Under warranty we will either replace the unit or repair it free of charge if the following conditions apply:

- The unit must have been handled properly and in keeping with the requirements of the operating instructions.
- Neither the purchaser or a non-authorised third party have attempted to repair the unit.

The filament cassette and cassette cover are consumables and are not covered by the guarantee.

This manufacturer's guarantee does not affect the user's existing warranty claims against the dealer/seller.

If a fault occurs with your Turbotrimmer, please return the faulty unit together with a copy of the receipt and a description of the fault, with postage paid to one of the GARDENA Service Centres listed on the back of these operating instructions.

D Produkthaftung

Wir weisen ausdrücklich darauf hin, dass wir nach dem Produkthaftungsgesetz nicht für durch unsere Geräte hervorgerufene Schäden einzustehen haben, sofern diese durch unsachgemäße Reparatur verursacht oder bei einem Teileaustausch nicht unsere Original GARDENA Teile oder von uns freigegebene Teile verwendet werden und die Reparatur nicht vom GARDENA Service oder dem autorisierten Fachmann durchgeführt wird. Entsprechendes gilt für Ergänzungsstücke und Zubehör.

GB Product Liability

We expressly point out that, in accordance with the product liability law, we are not liable for any damage caused by our units if it is due to improper repair or if parts exchanged are not original GARDENA parts or parts approved by us, and, if the repairs were not carried out by a GARDENA Service Centre or an authorised specialist. The same applies to spare parts and accessories.

F Responsabilité

Nous vous signalons expressément que GARDENA n'est pas responsable des dommages causés par ses appareils, dans la mesure où ces dommages seraient causés suite à une réparation non conforme, dans la mesure où, lors d'un échange de pièces, les pièces d'origine GARDENA n'auraient pas été utilisées, ou si la réparation n'a pas été effectuée par le Service Après-Vente GARDENA ou l'un des Centres SAV agréés GARDENA. Ceci est également valable pour tout ajout de pièces et d'accessoires autres que ceux préconisés par GARDENA.

NL Productaansprakelijkheid

Wij wijzen er nadrukkelijk op, dat wij op grond van de wet aansprakelijkheid voor producten niet aansprakelijk zijn voor schade ontstaan door onze apparaten, indien deze door onvakkundige reparatie veroorzaakt zijn, of er bij het uitwisselen van onderdelen geen gebruik gemaakt werd van onze originele GARDENA onderdelen of door ons vrijgegeven onderdelen en de reparatie niet door de GARDENA technische dienst of de bevoegde vakman uitgevoerd werd. Ditzelfde geldt voor extra-onderdelen en accessoires.

S Produktansvar

Tillverkaren är inte ansvarig för skada som orsakats av produkten om skadan beror på att produkten har reparerats felaktigt eller om, vid reparation eller utbyte, andra än Original GARDENA reservdelar har använts. Samma sak gäller för kompletteringsdelar och tillbehör.

DK Produktansvar

Vi gør udtrykkeligt opmærksom på at i henhold til produktansvarsloven er vi ikke ansvarlige for skader forårsaget af vores udstyr, hvis det skyldes uautoriserede reparationer eller hvis dele er skiftet ud og der ikke er anvendt originale GARDENA dele eller dele godkendt af os, eller hvis reparationerne ikke er udført af GARDENA-service eller en autoriseret fagmand. Det samme gælder for ekstra udstyr og tilbehør.

I Responsabilità del prodotto

Si rende espressamente noto che, conformemente alla legislazione sulla responsabilità del prodotto, non si risponde di danni causati da nostri articoli se originati da riparazioni eseguite non correttamente o da sostituzioni di parti effettuate con materiale non originale GARDENA o comunque da noi non approvato e, in ogni caso, qualora l'intervento non venga eseguito da un centro assistenza GARDENA o da personale specializzato autorizzato. Lo stesso vale per le parti complementari e gli accessori.

E Responsabilidad de productos

Advertimos que conforme a la ley de responsabilidad de productos no nos responsabilizamos de daños causados por nuestros aparatos, siempre y cuando dichos daños hayan sido originados por arreglos o reparaciones indebidas, por recambios con piezas que no sean piezas originales GARDENA o bien piezas autorizadas por nosotros, así como en aquellos casos en que la reparación no haya sido efectuada por un Servicio Técnico GARDENA o por un técnico autorizado. Lo mismo es aplicable para las piezas complementarias y accesorios.

P Responsabilidade sobre o produto

Queremos salientar que segundo a lei da responsabilidade do fabricante, nós não nos responsabilizaremos por danos causados pelo nosso equipamento, quando estes ocorram em decorrência de reparações inadequadas ou da substituição de peças por peças não originais da GARDENA, ou peças não autorizadas. A responsabilidade tornar-se-á nula também depois de reparações realizadas por oficinas não autorizadas pela GARDENA. Esta restrição valerá também para peças adicionais e acessórios.

FIN Tuotevastuu

Korostamme nimenomaan, että tuotevastuulain nojalla emme ole vastuussa laitteistamme johtuneista vahingoista, mikäli nämä ovat aiheutuneet epäasianmukaisesta korjauksesta tai osia vaihdettaessa ei ole käytetty alkuperäisiä GARDENA- varaosia tai hyväksymiämme osia ja korjauksen on suorittanut muu kuin GARDENA -huoltokeskus tai valtuutamamme ammattihenkilö. Tämä pätee myös lisäosiin ja lisävarusteisiin.

N Produktansvar

Vi gjør uttrykkelig oppmerksom på at vi i henhold til produktansvarsloven ikke er ansvarlige for skader forårsaket av redskapet vårt hvis dette skyldes usakkyndige reparasjoner eller hvis deler er skiftet ut og det ikke ble benyttet våre originale GARDENA deler eller deler som er godkjent av oss og reparasjoner ikke er utført av GARDENA service eller den autoriserte fagmannen. Det samme gjelder for supplerende deler og tilbehør.

PL Odpowiedzialność za produkt

Zwracamy Państwu uwagę na fakt, iż nie odpowiadamy za szkody wyrządzone przez nasze urządzenia, jeżeli powstały one na skutek nieodpowiedniej naprawy albo zastosowania podczas wymiany nieoryginalnych części GARDENA lub części nie polecanych przez nas oraz jeżeli naprawa nie została dokonana przez serwis GARDENA lub autoryzowanego fachowca. Podobne ustalenia obowiązują w przypadku części uzupełniających lub osprzętu.

H Termékfelelősség

Nyomatékosan utalunk arra, hogy a termékfelelősségi törvény értelmében nem felelünk a készülékeink által okozott káróért, amennyiben ezek szakszerűtlen javítás következményei, vagy ha a cserét nem eredeti GARDENA – vagy általunk kibocsátott alkatrészekkel végzik el és a javítást nem a GARDENA megbízott szervei végezték. Ez értelemszerűen érvényes a kiegészítő részekre és a tartozékokra is.

<p>CZ Ručení za výrobek Upozorňujeme výslovně na skutečnost, že podle zákona o ručení za výrobky nejsme povinni ručit za škody vyvolané našimi výrobky, pokud tyto škody byly způsobeny neodbornou opravou nebo v případě výměny dílů nebyly použity naše originální díly GARDENA, popř. díly, které jsme schválili, a oprava nebyla provedena v servisu GARDENA nebo autorizovaným specialistou. Analogické ustanovení platí rovněž pro doplňky a příslušenství.</p>
<p>SK Zodpovednosť za vady výrobku Výslovné zdôrazňujeme, že podľa zákona o ručení za výrobok nie sme zodpovední za škody spôsobené našim zariadením, ak sú spôsobené nesprávnou opravou, alebo ak sa nepoužili originálne diely GARDENA alebo nami schválené diely a ak nebola oprava vykonaná značkovou opravovňou GARDENA alebo autorizovaným odborníkom. To isté platí aj pre doplnkové diely a príslušenstvo.</p>
<p>GR Προϊόνευθύνη Κάνουμε σαφές ότι, σύμφωνα με τους νόμους παραγωγής των προϊόντων, δεν είμαστε υπεύθυνοι για καμία ζημία που προκλήθηκε από το προϊόν μας εάν δε χρησιμοποιήθηκαν για όλες τις συνδέσεις αποκλειστικά και μόνο τα γνήσια εξαρτήματα ή ανταλλακτικά της GARDENA ή αν το σέρβις δεν πραγματοποιήθηκε στο σέρβις της GARDENA. Τα ίδια ισχύουν για τα συμπληρωματικά μέρη και τα αξεσουάρ.</p>
<p>RUS Ответственность за продукцию Мы однозначно заявляем, что согласно Закону об ответственности за продукцию мы не несем ответственности за нанесенный нашим устройством ущерб, если он обусловлен неквалифицированным ремонтом или заменой деталей на запасные детали неоригинального происхождения GARDENA или неразрешенные нами детали или, если ремонт был произведен не службой сервиса GARDENA или неуполномоченным нами квалифицированным специалистом. Аналогичное относится также к дополнительным деталям и принадлежностям.</p>
<p>SLO Jamstvo za proizvod Izrecno opozarjamo, da po Zakonu o jamstvu za proizvod, ne odgovarjamo za škode, ki so jih povzročile naše naprave, v kolikor je bila povzročena zaradi nestrokovnega popravila, ali pa pri zamenjavi delov niso bili uporabljeni originalni nadomestni deli GARDENA oziroma deli, ki jih dovolimo uporabiti in če popravilo ni bilo opravljeno v servisu GARDENA oz. pri pooblaščenem strokovnjaku. Ustrezno velja tudi za dele, ki nadgrajujejo napravo in pribor.</p>
<p>A Відповідальність за виріб Ми звертаємо особливу увагу на те, що згідно з законом про від-повідальність за вироби ми не несемо відповідальності за збитки, спричинені нашими пристроями, якщо вони сталися внаслідок неналежного ремонту або заміни деталей, що не є оригінальними деталями фірми GARDENA або деталями, які ми дозволяємо використовувати, а також внаслідок ремонту, що виконувався іншою службою, а не сервісною службою GARDENA або авторизованим спеціалістом. Ці умови поширюються на додаткові деталі та запасні частини.</p>
<p>HR Odgovornost za proizvod Izričito naglašavamo da, u skladu s propisom o odgovornosti za proizvod, ne preuzimamo nikakvu odgovornost za bilo kakvu štetu nastalu pri uporabi naših proizvoda uslijed nepravilnih popravaka ili ako izmijenjeni dijelovi nisu originalni GARDENA dijelovi ili ako nismo odobrili njihovu uporabu i ako popravak nije izveden u ovlaštenom servisu. Isto se odnosi i na nadomjesne dijelove i pribor.</p>
<p>TR Belgesi Onarımlar sadece GARDENA servisi veya yetkili GARDENA acentalarınca yapılabilir. Gayri nizami tamiratlardan, orijinal GARDENA yedek parçaları veya tarafımızdan önerilen yedek parçaları kullanılmadan veya onarımların GARDENA servisine veya yetkili bir acenta/ usta tarafından yapılmamasından ötürü meydana gelecek bozukluk ve hasarlardan. Üretim Kanunu gereğince sorumlu olmadığımızı bilhassa hatırlatmak isteriz. Bu husus tamamlayıcı parçalar ve aksesuar için de geçerlidir. authorised specialist.</p>
<p>RO Responsabilitatea legala a produsului Menționăm în mod expres că, în concordanță cu responsabilitatea legală a produsului, nu suntem răspunzători de nici un accident provocat de produsele noastre dacă se datorează reparării necorespunzătoare sau dacă piesele de schimb nu sunt originale GARDENA sau aprobate de GARDENA, sau dacă reparatiile nu au fost efectuate de un Centru de Service GARDENA sau un specialist autorizat. Aceleași prevederi se aplică și pieselor de schimb și accesoriilor.</p>
<p>BG Отговорност за качество Изрично подчертаваме, че съгласно закона за отговорност за качество, ние не носим отговорност за вредите причинени от нашите уреди, ако същите са причинени от неправилен ремонт или при подмяната на части не са използвани оригинални части на GARDENA или части одобрени от нас и ремонта не е извършен от сервиз на GARDENA или оторизиран специ-лист. Същото важи за допълнителните части и принадлежности.</p>
<p>EST Tootevastutus Juhime teie tähelepanu sellele, et tootevastutusseaduse kohaselt ei vastuta me meie seadmete poolt põhjustatud kahjude eest, kui need on tekkinud asjatundmatu paranduse tagajärjel või kui detaili vahetamisel ei kasutatud GARDENA originaalvaruosi ega meie poolt kasutatud lubatud varuosi ja kui parandustööd ei ole teinud GARDENA klienditeenindusspetsialistid ega meie volitatud spetsialis-tid. Sama kehtib lisadetailide ja tarvikute kohta.</p>
<p>LT Atsakomybė už produkciją Prašome atkreipti dėmesį, kad remdamiesi „Mašinų saugos“ įstatymu, neatsakome už nuostolius, sukeltus mūsų prietaisų, jei jie atsi-rado dėl netinkamo remonto, arba, jei keičiant dalis, buvo naudojamos neoriginalios GARDENA dalys arba dalys, kurių mes neleidome naudoti, o remontą atliko ne GARDENA serviso centras ar įgaliotas specialistas. Tas pats galioja papildomoms dalims ir priedams.</p>
<p>LV Produkta atbildība Mēs skaidri norādām uz to, ka saskaņā ar Produktu atbildības likumu, mēs neatbildam par mūsu iekārtu radītiem zaudējumiem, ciktāl tos ir izraisījis neatbilstošs remonts vai daļu nomaiņa ar neoriģinālām GARDENA daļām vai ne ar mūsu norādītajām detaļām un remontu nav veicis GARDENA serviss vai pilnvarots speciālists. Tas pats attiecas uz papildinošajām daļām un piederumiem.</p>

<p>D EU-Konformitätserklärung Maschinenverordnung (9. GSGVO) / EMVG / Niedersp. RL Der Unterzeichnete GARDENA Manufacturing GmbH, Hans-Lorenser-Str. 40, D-89079 Ulm, bestätigt, dass die nachfolgend bezeichneten Geräte in der von uns in Verkehr gebrachten Ausführung die Anforderungen der harmonisierten EU-Richtlinien, EU-Sicherheitsstandards und produktspezifischen Standards erfüllen. Bei einer nicht mit uns abgestimmten Änderung der Geräte verliert diese Erklärung ihre Gültigkeit.</p>	Bezeichnung des Gerätes: Turbotrimmer Description of the unit: Turbotrimmer Désignation du matériel : Coupe bordures Omschrijving van het apparaat: Turbotrimmer Produktbeskrivning: Turbotrimmer Beskrivelse af enhederne: Turbotrimmer Descrizione del prodotto: Turbotrimmer Descripción de la mercancía: Turbotrimmer
<p>GB EU Certificate of Conformity The undersigned GARDENA Manufacturing GmbH, Hans-Lorenser-Str. 40, D-89079 Ulm, hereby certifies that, when leaving our factory, the units indicated below are in accordance with the harmonised EU guidelines, EU standards of safety and product specific standards. This certificate becomes void if the units are modified without our approval.</p>	
<p>F Certificat de conformité aux directives européennes Le constructeur, soussigné : GARDENA Manufacturing GmbH, Hans-Lorenser-Str. 40, D-89079 Ulm, déclare qu'à la sortie de ses usines le matériel neuf désigné ci-dessous était conforme aux prescriptions des directives européennes énoncées ci-après et conforme aux règles de sécurité et autres règles qui lui sont applicables dans le cadre de l'Union européenne. Toute modification portée sur ce produit sans l'accord express de GARDENA supprime la validité de ce certificat.</p>	
<p>NL EU-overeenstemmingsverklaring Ondergetekende GARDENA Manufacturing GmbH, Hans-Lorenser-Str.40, D-89079 Ulm, bevestigt, dat het volgende genoemde apparaat in de door ons in de handel gebrachte uitvoering voldoet aan de eis van, en in overeenstemming is met de EU-richtlijnen, de EU-veiligheidsstandaard en de voor het product specifieke standaard. Bij een niet met ons afgestemde verandering aan het apparaat verliest deze verklaring haar geldigheid.</p>	
<p>S EU Tillverkarintyg Undertecknad firma GARDENA Manufacturing GmbH, Hans-Lorenser-Str. 40, D-89079 Ulm, intygar härmed att nedan nämnda produkter överensstämmer med EU:s direktiv, EU:s säkerhetsstandard och produktspecifikation. Detta intyg upphör att gälla om produkten ändras utan vårt tillstånd.</p>	
<p>DK EU Overensstemmelse certifikat Undertegnede GARDENA Manufacturing GmbH, Hans-Lorenser-Str. 40, D-89079 Ulm bekræfter hermed, at enheder listet herunder, ved afsendelse fra fabrikken, er i overensstemmelse med harmoniserede EU retningslinier, EU sikkerhedsstandarder og produktspecifikationsstandarder. Dette certifikat træder ud af kraft hvis enhederne er ændret uden vor godkendelse.</p>	
<p>I Dichiarazione di conformità alle norme UE La sottoscritta GARDENA Manufacturing GmbH, Hans-Lorenser-Str. 40, D-89079 Ulm, certifica che il prodotto qui di seguito indicato, nei modelli da noi commercializzati, è conforme alle direttive armonizzate UE nonché agli standard di sicurezza e agli standard specifici di prodotto. Qualunque modifica apportata al prodotto senza nostra specifica autorizzazione invalida la presente dichiarazione.</p>	
<p>E Declaración de conformidad de la UE El que suscribe GARDENA Manufacturing GmbH, Hans-Lorenser-Str.40, D-89079 Ulm, declara que la presente mercancía, objeto de la presente de-claración, cumple con todas las normas de la UE, en lo que a normas técnicas, de homologación y de seguridad se refiere. En caso de realizar cualquier modificación en la presente mercancía sin nuestra previa autorización, esta declaración pierde su validez.</p>	
<p>P Certificado de conformidade da UE Os abaixo mencionados GARDENA Manufacturing GmbH, Hans-Lorenser-Str. 40, D-89079 Ulm, por este meio certificam que ao sair da fabrica o aparelho abaixo mencionado está de acordo com as directrizes harmonizadas da UE, padrões de segurança e de produtos específicos. Este certificado ficará nulo se a unidade for modificada sem a nossa aprovação.</p>	
<p>FIN EY-vaatimustenmukaisuusvakuutus Allekirjoittanut GARDENA Manufacturing GmbH, Hans-Lorenser-Straße 40, D-89079 Ulm vakuuttaa, että allamainitut laitteet täyttävät tehtaaltamme lähtiessään yhdenmukais-tettujen EY-direktiivien, EY-turvallisuusstandardien ja tuotekohtaisten standardien vaatimukset. Laitteisiin tehdyt muutokset, joista ei ole sovittu kanssamme, johtavat tämän vakuutuksen raukeamiseen.</p>	
<p>N EU-samsvarserklæring Den undertegnede GARDENA Manufacturing GmbH, Hans-Lorenser-Straße 40, D-89079 Ulm erklærer ved dette, at redskapet opptørt nedenfor i utførelsen som vi har introdusert på markedet er i samsvar med kravene i de harmoniserte EU-direktivene, EU-sikkerhetsstandarder og produktspesifikke standarder. Ved en endring av redskapet som ikke er avstemt med oss, taper denne erklæringen sin gyldighet.</p>	
<p>PL Deklaracja zgodności Unii Europejskiej Niziej podpisany GARDENA Manufacturing GmbH, Hans-Lorenser-Str. 40, D-89079 Ulm, potwierdza, że poniżej opisane urządzenie w wykonaniu wprowadzonym przez nas do obrotu spełnia wymogi zharmonizowanych wytycznych Unii Europejskiej, standardów bezpieczeństwa Unii Europejskiej i standardów specyficznych dla danego produktu. W przypadku wprowadzenia zmian nie uzgodnionych z nami wyjaśnienie to traci swoją ważność.</p>	
<p>H EU azonosságai nyilatkozat Alulírott, GARDENA Manufacturing GmbH, Hans-Lorenser-Str. 40, D-89079 Ulm, igazolja, hogy az alább felsorolt, általunk forgalomba hozott termékek megfelelnek az EU elvárásoknak, EU biztonsági normáknak és a termékspecifikus szabványoknak egyaránt. A későbbiek velünk nem egyeztetett változtatása esetén ez a nyilatkozat érvényét veszti.</p>	

CZ Prohlášení o shodě EU

Níže podepsaná společnost GARDENA Manufacturing GmbH, se sídlem Hans-Lorenser-Str. 40, D-89079 v Ulmu potvrzuje, že níže označený přístroj v provedení, které jsme uvedli na trh, splňuje požadavky uvedené ve harmonizovaných směrnicích EU, ve bezpečnostních standardech EU a ve standardech pro příslušné produkty. V případě změny přístroje, která námi nebyla odsouhlasena, stává se toto prohlášení neplatným.

SK Vyhlásenie o zhode pre Európsku úniu

Dolu podpísaný, GARDENA Manufacturing GmbH, Hans-Lorenser-Str. 40, D-89079 Ulm, potvrdzuje, že ďalej označené zariadenie vo vyhotovení nami uvedenom do prevádzky spĺňa požiadavky harmonizovaných smerníc Európskej únie, bezpečnostných štandardov Európskej únie a štandardov špecifických pre produkt. Pri vykonaní zmien zariadenia, ktoré nie sú nami odsúhlasené, stráca toto vyhlásenie platnosť.

GR Πιστοποιητικό συμφωνίας ΕΚ

Η υπογεγραμμένη: GARDENA Manufacturing GmbH, Hans-Lorenser-Str. 40, D-89079 Ulm πιστοποιεί ότι τα μηχανήματα που υποδεικνύονται κάτωθι, όταν φεύγουν από το εργοστάσιο, είναι κατασκευασμένα με τις οδηγίες της Ευρωπαϊκής Κοινότητας και τα Κοινοτικά πρότυπα ασφαλείας και προδιαγραφές.

RUS Свидетельство о соответствии ЕС

Мы, нижеподписавшиеся GARDENA Manufacturing GmbH, Hans-Lorenser-Str. 40, D-89079 Ulm, настоящим подтверждаем, что нижеуказанное устройство, отгруженное с нашего предприятия, имеет исполнение, соответствующее требованиям согласованных директив ЕС, стандартам по технике безопасности ЕС и производственным стандартам. При несогласованном с нами изменении устройства настоящее свидетельство теряет сила. УланУлм

Deutschland / Germany

GARDENA
Manufacturing GmbH
Central Service
Hans-Lorenser-Straße 40
D-89079 Ulm
Produktfragen:
(+49) 731 490-123
Reparaturen:
(+49) 731 490-290
service@gardena.com

Argentina

Husqvarna Argentina S.A.
Vera 745
(C1414AOO) Buenos Aires
Phone: (+54) 11 4858-5000
diego.poggi@ar.husqvarna.com

Australia

Husqvarna Australia Pty. Ltd.
Locked Bag 5
Central Coast BC
NSW 2250
Phone: (+61) 1800 802831
customer.service@
husqvarna.com.au

Austria / Österreich

Husqvarna Austria GmbH
Consumer Products
Industriezeile 36
4010 Linz
Tel.: (+43) 732 77 01 01 - 90
consumer.service@husqvarna.at

Belgium

GARDENA Belgium NV/SA
Sterrebeekstraat 163
1930 Zaventem
Phone: (+32) 2 720 92 12
Mail: info@gardena.be

Brazil

Palash Comércio e
Importação Ltda.
Rua São João do Araguaia, 338
- Jardim Califórnia -
Barueri - SP - Brasil -
CEP 06409-060
Phone: (+55) 11 4198-9777
eduardo@palash.com.br

Bulgaria

Хускварна България ЕООД
1799 София
Бул. „Андрей Ляпчев“ № 72
Тел.: (+359) 2 80 99 424
www.husqvarna.bg

Canada

GARDENA Canada Ltd.
100 Summerlea Road
Brampton, Ontario L6T 4X3
Phone: (+1) 905 792 93 30
info@gardenacanada.com

Chile

Antonio Martinic y Cia Ltda.
Cassillas 272
Centro de Cassillas
Santiago de Chile
Phone: (+56) 2 20 10 708
garfar_cl@yahoo.com

Costa Rica

Compania Exim
Euroiberoamericana S.A.
Los Colegios, Moravia,
200 metros al Sur del Colegio
Saint Francis - San José
Phone: (+506) 297 68 83
exim_euro@racsa.co.cr

Croatia

KLIS d.o.o.
Stanceveva 79
10419 Vukovina
Phone: (+385) 1 622 777 0
gardena@klis-trgovina.hr

Cyprus

FARMOKIPIKI LTD
P.O. Box 7098
74, Digeni Akritas Ave.
1641 Nicosia
Phone: (+357) 22 75 47 62
condam@spidernet.com.cy

Czech Republic

GARDENA spol. s r.o.
Tuřanka 115
627 00 Brno
Phone: (+420) 548 217 777
gardena@gardenabrno.cz

Denmark

GARDENA
Husqvarna Consumer Outdoor
Products
Salgsafdelning Danmark
Box 9003
S-200 39 Malmö
info@gardena.dk

Estonia

Husqvarna Eesti OÜ
Consumer Outdoor Products
Kesk tee 10, Aaviku küla
Rae vald, Harju maakond
75305
kontakt.etj@husqvarna.ee

Finland

Oy Husqvarna Ab
Consumer Outdoor Products
Lautatarhanku 8 B / PL 3
00581 HELSINKI
info@gardena.fi

France

GARDENA France
Immeuble Exposial
9 - 11 allée des Pierres Mayettes
ZAC des Barbanniers, B.P. 99
-F- 92232 GENNEVILLIERS
cedex
Tél. (+33) 01 40 85 30 40
service.consommateurs@
gardena.fr

Great Britain

Husqvarna UK Ltd
Preston Road
Aycliffe Industrial Park
Newton Aycliffe
County Durham
DL5 6UP
info.gardena@
husqvarna.co.uk

Greece

HUSQVARNA GREECE S.A.
Branch of Koropi
Ifestou 33A
Industrial Area Koropi
194 00 Athens - Greece
V.A.T. EL094094640
Phone: (+30) 210 66 20 225
info@husqvarna-consumer.gr

Hungary

Husqvarna
Magyarország Kft.
Ezred u. 1 - 3
1044 Budapest
Phone: (+36) 80 20 40 33
gardena@gardena.hu

Iceland

Ó. Johnson & Kaaber
Tunguhalsi 1
110 Reykjavik
ooj@ojk.is

Ireland

Michael McLoughlin & Sons
Hardware Limited
Long Mile Road
Dublin 12

Italy

GARDENA Italia S.p.A.
Via Donizetti 22
20020 Lainate (Mi)
Phone: (+39) 02.93.94.79.1
info@gardenaitalia.it

Japan

KAKUICHI Co. Ltd.
Sumitomo Realty &
Development Kojimachi
BLDG., 8F, 5-1 Nibanbanyo,
Chiyoda-ku, Tokyo 102-0084
Phone: (+81) 33 264 4721
m_ishihara@kaku-ichi.co.jp

Latvia

SIA „Husqvarna Latvija“
Consumer Outdoor Products
Bākūžu iela 6, Rīga, LV-1024
info@husqvarna.lv

Lithuania

UAB Husqvarna Lietuva
Consumer Outdoor Products
Ateities pl. 77C
LT-52104 Kaunas
centras@husqvarna.lt

Luxembourg

Magasins Jules Neuberg
39, rue Jacques Stas
Luxembourg-Gasperich 2549
Case Postale No. 12
Luxembourg 2010
Phone: (+352) 40 14 01
api@neuberg.lu

Netherlands

GARDENA Nederland B.V.
Postbus 50176
1305 AD ALMERE
Phone: (+31) 36 521 00 00
info@gardena.nl

Neth. Antilles

Jonka Enterprises N.V.
Sta. Rosa Weg 196
P.O. Box 8200, Curaçao
Phone: (+599) 9 767 66 55
pgm@jonka.com

New Zealand

Husqvarna New Zealand Ltd.
PO Box 76437
Manukau City 2241
Phone: (+64) 09 9202410

Norway

GARDENA
Husqvarna Consumer Outdoor
Products
Salgskontor Norge
Kleiveveien 6
1540 Vestby
info@gardena.no

Poland

Husqvarna Poland Spółka z o.o.
Oddział w Szymanowie
Szymanów 9 d
05-532 Baniocha
Phone: (+48) 22 727 56 90
gardena@gardena.pl

Portugal

GARDENA Portugal Lda.
Sintra Business Park
Edifício 1, Fração 0-G
2710-089 Sintra
Phone: (+351) 21 922 85 30
info@gardena.pt

Romania

MADEX INTERNATIONAL SRL
Soseaua Odaii 117-123,
Sector 1,
București, RO 013603
Phone: (+40) 21 352 76 03
madex@ines.ro

Russia

ООО ГАРДЕНА РУС
123007, г. Москва
Хорошевское шоссе, д. 32А
Тел.: (+7) 495 380 31 92
info@gardena-rus.ru

Singapore

Hy - Ray PRIVATE LIMITED
40 Jalan Pemimpin
#02-08 Tat Ann Building
Singapore 577185
Phone: (+65) 6253 2277
shiyang@hyray.com.sg

Slovak Republic

GARDENA spol. s r.o.
Tuřanka 115
627 00 Brno
Phone: (+420) 548 217 777
gardena@gardenabrno.cz

Slovenia

GARDENA d.o.o.
Brodšče 15
1236 Trzin
Phone: (+386) 1 580 93 32
servis@gardena.si

South Africa

GARDENA
South Africa (Pty.) Ltd.
P.O. Box 11534
Vorna Valley 1686
Phone: (+27) 11 315 02 23
sales@gardena.co.za

Spain

GARDENA IBÉRICA S.L.U.
C/ Basauri, nº 6
La Florida
28023 Madrid
Phone: (+34) 91 708 05 00
atencioncliente@gardena.es

Sweden

GARDENA
Husqvarna Consumer Outdoor
Products
Försäljningskontor Sverige
Box 9003
200 39 Malmö
info@gardena.se

Switzerland / Schweiz

Husqvarna Schweiz AG
Consumer Products
Industriestrasse 10
5506 Mägenwil
Phone: (+41) (0) 848 800 464
info@gardena.ch

Turkey

GARDENA / Dost Diş Ticaret
Müessesilik A.Ş. Sanayi
Çad. Adil Sokak No. 1
Kartal - Istanbul
Phone: (+90) 216 38 93 939
info@gardena-dost.com.tr

Ukraine / Україна

ТОВ «ГАРДЕНА УКРАЇНА»
Васильківська, 34, 204-Г
03022, Київ
Тел. (+38 044) 498 39 02
info@gardena.ua

8851-20.960.02/0109
© GARDENA
Manufacturing GmbH
D-89070 Ulm
http://www.gardena.com