


INVO LIGHT

LED MH50S



USER MANUAL

TABLE OF CONTENTS

Maintenance-----	1
Statement-----	1
Attention Item -----	2
Product introduction -----	2
13 Control Channel -----	3
8 Control Channel -----	6
Control Board-----	8

Maintenance

1. Please keep the light in dryness and avoiding use in wet place.
2. Using intermittently can be extended the life.
3. Attention to clean the fan and lens usually in order to get the ventilating effects and lighting effects better.
4. Please do not wipe the crust using organic menstruum for avoid to damage the product.

Statement

The product has well capability and intact packing when leave factory. All of the user should comply with above warning item and manual, any misuse cause of the damages are not included in our guarantee, and also can not be responsible for any malfunction & problem owing to ignore the manual.

Please forgive that we will not be notice for technical change.

Attention Item

1. For guarantee the life of product, please don't put it on the wet place and also not use it in the place over 40 degree.
2. Please don't lay the product on the unfixable or shakable place.
3. Ask for the professional to maintain the product in order to avoid the danger of get an electric shock.
4. Power supply should not be changed over $\pm 10\%$ while the light is using, it will be decreased the life of lamp if the power is too high, but it will be influenced the luminosity if the power is too low.
5. Please look round the manual for ensure the product can be used normally.

Product introduction

Power supply: AC90-264V, 60/50Hz

Power consumption: 84W

Fiting lamp: 50W white color LED

DMX-control-channels: 8 or 13, select from control board

Color: 8 colour + open + rainbow

Gobo-wheel: 7 gobo + open + rainbow

Shuttle: Flash rate: 0-10Hz

Dimmer: 0~100% mechanic dimmer

Maximum PAN-movement: 540









Maximum TILT-movement: 270

Master/Slave ativated by sound at pre-programmed function.

13 Control Channel

Accept DMX512 control channel, detail as follow:

Channel	DMX-value	Feature
1 PAN	0~255	540°
2 TILT	0~255	270°
3 PIN 16bit	0~255	16bit spinner
4 TILT 16bit	0~255	16bit spinner
5 Speed	0~255	Controllable speed with decreasing
6 Colour wheel	0~6	White
	7~13	Yellow
	14~20	Pink
	21~27	Green
	28~34	Red
	35~41	light Blue
	42~48	Kelly
	49~55	Orange
	56~64	Dark blue
	65~71	White+Yellow
	72~78	Yellow+Pink
	79~85	Pink+Green
	86~92	Green+Red
	93~99	Red+light Blue
	100~106	light Blue+Orange
	107~113	Orange +Kelly
	114~120	Kelly +Orange
121~127	Orange +White	
128~191	Positive rainbow effect with increasing speed	
192~255	Negative rainbow effect with increasing speed	
7 Shutter	0~3	Close
	4~7	Open
	8~215	Strobe effect with increasing speed
	216~255	Open
8 Dimmer	0~255	0~100% mechanic dimmer









Channel	DMX-value	Feature		
9 Gobo wheel				
	0~7	8~15	16~23	24~31
				
	32~39	40~47	48~55	56~63
	64~71	Gobo 7 shake, from slow to fast		
	72~79	Gobo 6 shake, from slow to fast		
	80~87	Gobo 5 shake, from slow to fast		
	88~95	Gobo 4 shake, from slow to fast		
	96~103	Gobo 3 shake, from slow to fast		
	104~111	Gobo 2 shake, from slow to fast		
	112~119	Gobo 1 shake, from slow to fast		
120~127	Open			
128~191	Positive rainbow effect with increasing speed			
192~255	Negative rainbow effect with increasing speed			
10 Gobo Rotation	0~7	Stop		
	8~119	Positive rotation with increasing speed		
	120~231	Negative rotation with increasing speed		
	232~255	Gobo bouncing		
11 Prism	0~15	Open		
	16~255	Prism Effect		
12 Channel function	0~7	Reserved		
	8~27	Blackout while pan/tilt moving		
	28~47	Blackout while gobo wheel moving		
	48~67	Disabled blackout while pan/tilt/gobo wheel moving		
	68~87	Blackout while color wheel moving		
	88~107	Disabled blackout while pan/tilt/color wheel moving		
	108~127	Disabled blackout while gobo wheel/color wheel moving		
	128~147	Disabled blackout while pan/tilt/gobo wheel/color wheel moving		
	148~157	Reset pan		
	158~167	Reset tilt		
168~177	Color disk reset			

Channel	DMX-value	Feature
12 Channel function	178~187	Gobo disk reset
	188~197	Reset Prism
	198~207	All channel reset
	208~255	Reserved
13 Program built-in	0~7	Reserved
	8~23	Program built-in 1
	24~39	Program built-in 2
	40~55	Program built-in 3
	56~71	Program built-in 4
	72~87	Program built-in 5
	88~103	Program built-in 6
	104~119	Program built-in 7
	120~135	Program built-in 8
	136~151	Sound control 1
	152~167	Sound control 2
	168~183	Sound control 3
	184~199	Sound control 4
	200~215	Sound control 5
	216~231	Sound control 6
	232~247	Sound control 7
248~255	Sound control 8	

8 Control Channel

Accept DMX512 control channel, detail as follow:

Channel	DMX-value	Feature
1 PAN	0~255	540°
2 TILT	0~255	270°
3 Colour wheel	0~6	White
	7~13	Yellow
	14~20	Pink
	21~27	Green
	28~34	Red
	35~41	light Blue
	42~48	Kelly
	49~55	Orange
	56~64	Dark blue
	65~71	White+Yellow
	72~78	Yellow+Pink
	79~85	Pink+Green
	86~92	Green+Red
	93~99	Red+light Blue
	100~106	light Blue+Orange
	107~113	Orange +Kelly
	114~120	Kelly +Orange
121~127	Orange +White	
128~191	Positive rainbow effect with increasing speed	
192~255	Negative rainbow effect with increasing speed	
4 Shutter	0~3	Close
	4~7	Open
	8~215	Strobe effect with increasing speed
	216~255	Open
5 Dimmer	0~255	0~100% mechanic dimmer

Channel	DMX-value	Feature
6 Gobo wheel	 0~7	 8~15
	 16~23	 24~31
	 32~39	 40~47
	 48~55	 56~63
	64~71	Gobo 7 shake, from slow to fast
	72~79	Gobo 6 shake, from slow to fast
	80~87	Gobo 5 shake, from slow to fast
	88~95	Gobo 4 shake, from slow to fast
	96~103	Gobo 3 shake, from slow to fast
	104~111	Gobo 2 shake, from slow to fast
	112~119	Gobo 1 shake, from slow to fast
	120~127	Open
	128~191	Positive rainbow effect with increasing speed
	192~255	Negative rainbow effect with increasing speed
7 Gobo Rotation	0~7	Stop
	8~119	Positive rotation with increasing speed
	120~231	Negative rotation with increasing speed
	232~255	Gobo bouncing
8 Prism	0~15	Open
	16~255	Prism Effect

Control Board

Password channel

Service Function. Prees <MODE / ESE> at least 10 Second, press <up> <DOWN> buttons, enter the password 2323 and goes into the item.

P128 Adjustment for Pan

T128 Adjustment for Tilt

G128 Adjustment for Gobo wheel

C128 Adjustment for Color wheel

L128 Adjustment for Prism

B000 Adjustment for Starting brightness of the lamp

P--0 Strength of Pan switch

T--0 Strength of Tilt switch

Press the <up> <DOWN> button repeatedly until you reach the desired adjustment, Press the <ENTER> button to confirmed. Confirmed. It will auto exit after 10 seconds.

Service Function. Prees <MODE / ESE> at least 10 Second, press <up> <DOWN> buttons, enter the password 2322 and goes into the item.

L000 Adjustment for half a step for the motor of Prism

Press the <up> <DOWN> button repeatedly until you reach the desired adjustment, Press the <ENTER> button to confirmed. Confirmed. It will auto exit after 10 seconds.

DMX: **0001**

NSL → Slow show
→ **SL00**

NSFA → Fast show
→ **FAST**

NSLS → Sound control show
→ **SRUN**

SLAU → Slave function Select
→ **SONU** Slave

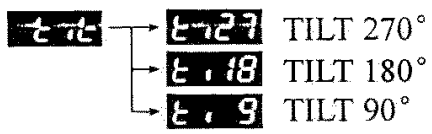
PAN → Pan inverted function
→ **rPAN** Pan inverted

TILT → Tilt inverted function
→ **rTILT** Tilt inverted

DIS → Display inverted function
→ **rDIS** Display inverted

13-CH → Switch channel mode
→ **8-CH** Basic mode

PAN54 → **PAN54** PAN 540°
→ **PAN36** PAN 360°
→ **PAN18** PAN 180°



rESt System reset

LoRd Lode default

INVoLIGHT