

INVOTONE DM-300 PRO microphone, the structure and the material is designed specially for mobile-show, the mesh with a copper-solder structure, the body with a zinc-alloy material and a bright, smooth surface treatment, experience of long time using for outdoor.

### Specifications

Element: Dynamic

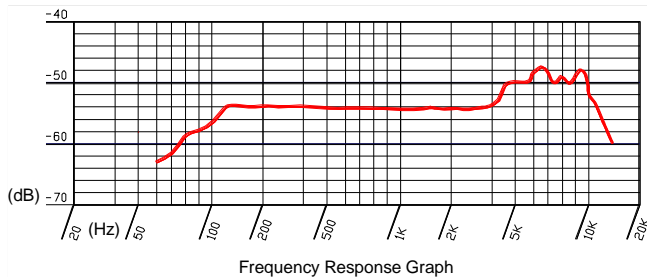
Polar Pattern: Uni-Directional

Frequency: 60Hz~16kHz

Sensitivity:  $-55\text{dB} \pm 3\text{dB}$  ( $0\text{dB}=1\text{V}/\text{Pa}$  at 1kHz)

Output impedance:  $300\Omega \pm 30\%$  (at 1kHz)

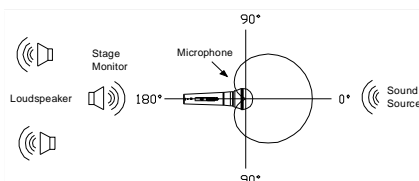
### Frequency Response Graph




### Connecting and disconnecting the microphone cable

1. Insert the XLR connector into the microphone. If necessary, rotate the connector to align the key on the connector and the groove in the microphone. Push the connector into the microphone until it clicks.
2. To disconnect the cable and microphone, grasp the connector while depressing the tab. pull the connector away from the microphone.

### Usage



1. For the best Gain-before-feedback and isolation from undesired background noise, aim the microphone, toward the sound resource and away from undesired sound resource.



2. Do not cover any part of the grille with your hand, covering the grille alters the sound and distorts the polar pattern increasing the chance for feedback.

### Cautions

1. If the head of the microphone is covered by hand or brought close to the speaker, a howling sound may be generated. To prevent this, first decrease the volume, then place the microphone so that it is not pointed to the speaker and that there is a sufficient distance between the microphone and speaker.
2. It is important to keep foreign particles out of the grill and the windscreen because they may alter the frequency response of the microphone. The grill shall be periodically cleaned using warm, soapy water, rinsed with plain water and let dry before replacing.
3. Due to the high sensitivity of the cartridge, do not drop it from high or apply strong shock to it.
4. To maintain the sensitivity and quality of sound reproducing, avoid exposing it to moisture and extreme temperatures.