

NOYafa®

Your excellent helper in cable test!

MODEL: NF-468

INSTRUCTION MANUAL

Cable Tester

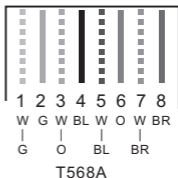
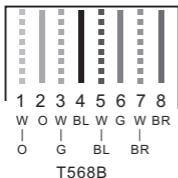


**ORIGINAL
AUTHENTIC**

*Guaranteed products
Counterfeiting not allowed*



REV1.0



Please read and learn safety instructions before use or maintain the equipment

- This cable tester can't test any electrified product.
- 9V reduplicated battery is used in this tester. Battery is advised to change if any weak light appears.
- Test can't be done while RJ45's copper screezers are not totally pressed. Any disobeys may lead to a permanent damage of the end!
- Please use quality tools to press the cables.
- Take out the battery if the tester isn't used for a long time.

I. Functions

1. It can test corresponding double-twisted cable 1,2,3,4,5, 6,7,8 and G, meanwhile, it can judge wrong connection, short circuit and open circuit.

2. NF-468/NF-468L tests RJ45,RJ11 ;
NF-468B/NF-468BL tests RJ45,RJ11 and BNC.
3. "OFF" means Power off, "ON" means normal speed, "S" means Slow Speed.
4. Tickle the "LAMP" button, the light will be on(NF468L/ NF468BL).

II. Operation (eg: RJ45)

Turn on the tester with battery, choose"ON" (Normal grade) or "S" (Slow grade).Connect the RJ45 cable with Main Tester and Remote Tester, the lights of the main tester will turn on sequentially from 1 to G as below:

Main Tester: 1-2-3-4-5-6-7-8-G

Remote Tester: 1-2-3-4-5-6-7-8-G

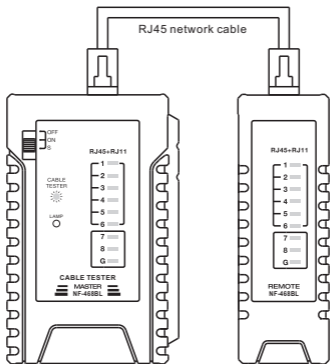
Following are abnormal connections:

- 1.If one cable ,for example cable NO.3 is open circuited, the two NO.3 lights of the main tester and remote tester will not turn on.
- 2.If several cables are not connected,the corresponding lights willnot turn on .If less than two cables are connected, none of the lights is on.
- 3.If two ends if a cable is disordered, for example NO.2 and NO.4, then display on:
Main Tester: 1-2-3-4-5-6-7-8-G
Remote Tester: 1-4-3-2-5-6-7-8-G
- 4.If two or more cables are short circuited, the corresponding lights won't be on of the remote tester while main tester remains normal.

III. If test patch panels or wall plate outlets, two cables which can match each other (eg 110P4-RJ45) will be connected to the tester.

Test by RJ45 cable (NF-468/NF-468L/NF-468B/NF-468BL)

1. Switch on the power, choose "ON" or "S", the power light will turn on.
2. If UTP tested, the lights of the main tester and remote tester will turn on sequentially from 1 to 8 and circulates; if STP tested, the lights of the main tester and remote tester will turn on sequentially from 1 to G and circulates.
3. If the cable is breakage, disorder, short circuit, the result is as what was said above.
4. After operation, turn off the tester.

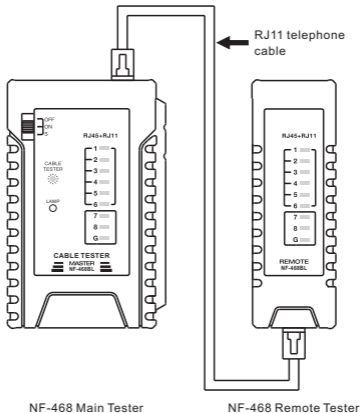


NF-468 Main Tester

NF-468 Remote Tester

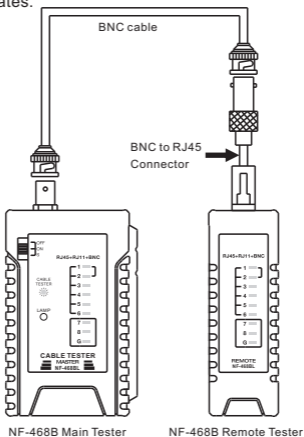
Test by RJ11/RJ12 (NF-468/NF-468L/NF-468B/NF-468BL)

1. Switch on the power, choose "ON" or "S", the power light will turn on.
2. If RJ11 cable tested, the lights of the main tester and remote tester will turn on sequentially from 2 to 5 and circulates. If RJ12 tested, the lights of the main tester and remote tester will turn on sequentially from 1 to 6 and circulates.
3. If the cable is breakage, disorder, short circuit, the result is as what was said above.
4. After operation, turn off the tester.



Test by BNC (NF-468B/NF-468BL)

1. Switch on the power, choose "ON" or "S", the power light will turn on.
2. Connect RJ45 port of BNC adapter with remote tester. then insert one end of BNC cable into BNC port of main tester, the other end into BNC connector. The lights of the main tester and remote tester will turn on sequentially from 1 to 2 and circulates.



3. If the cable is breakage, disorder, short circuit, the result is as what was said above.
4. After operation, turn off the tester.

Diagram of series products



NF-306



NF-868



NF-8208



NF-268



NF-806R



NF-816



NF-3468



NF-801B



NF8108-M



NF-388



NF-903



NF-906A



Your excellent helper in cable test!

SHENZHEN NOYafa ELECTRONIC CO.,LTD