

NOYafa[®]

Your excellent helper in cable test!

MODEL:NF-806R

INSTRUCTION MANUAL

Tone Generator Kit



**ORIGINAL
AUTHENTIC**

*Patented products,
Counterfeiting not allowed*



REV1.0

Contents



interfaces and functions.....	1
Parts of emitter	1
Parts of receiver.....	1
Telephone cable tracing function.....	2
Network cable tracing function.....	3
Electric wire tracing function.....	4
Network cable collation function.....	5
Others function.....	6
Low voltage alarm function.....	7
Earphone function.....	7
Accessories.....	7
Specification of product.....	8
Diagram of series products.....	9

interfaces and functions

Find wire on all types of connected operating Ethernet switch/Router/PC terminal

Parts of emitter

Parts of receiver



Telephone cable tracing function



1. Directly insert telephone wire with RJ11 plug into the RJ11 socket of emitter;
(Note: Never put energized telephone cable into RJ45 port, in fear of burnout to the tester)
2. Push DIP switch of emitter to position of “SCAN” then wire finding indicator “STATUS” flashes, which means normal work of emitter;
3. Press the inching button, use the probe of receiver to find target wire at the other end;
4. During testing, function switchover button can be pressed for switchover of dual-tone.

*Rapidly find the target wire from
among plenty of
telephone wires*

CASE

Find wire on switch



Connect emitter with the telephone line to be found



Trace cable with receiver at the other end

CASE

Find wire on patch panel



Connect emitter with the telephone line to be found



Trace cable with receiver at the other end

Network cable tracing function



1. Directly insert network cable into the RJ45 port of emitter;
2. Push DIP switch of emitter to position of "SCAN" then wire finding indicator "STATUS" flashes which means normal work of emitter;
3. Press the inching button, use the probe of receiver to find target wire at the other end;
4. During testing, function switchover button can be pressed for switchover of dual-tone.

*Rapidly find the target wire from
among plenty of
network wires*

CASE

Find wire on router



Connect emitter with the network cable to be found



Trace cable with receiver at the other end

CASE

Find wire on net bar



Connect emitter with the network cable to be found



Trace cable with receiver at the other end

Electric wire tracing function



1. Directly insert RJ11 of crocodile clip into RJ11 port of emitter, connect telephone line with the clamp;
2. Push DIP switch of emitter to position of "SCAN" then wire finding indicator "STATUS" flashes, which means normal work of emitter;
3. Press the inching button, use the probe of receiver to find target wire at the other end;
4. During testing, function switchover button can be pressed for switchover of dual-tone.

*Rapidly find the target wire from
among plenty of
network wires*

CASE Note: The equipment is prohibited to be used on heavy-current wires



Connect emitter with electric wire to be found



No need electric machine to drill !



How to find the wire from among so many wires?
It is so slow by using a multimeter.

Network wire Collation function

1. Insert the two ends of the network cable into the RJ45 ports of emitter and receiver.
2. Push function switchover button on emitter to the position of "TEST", testing indicator "VERIFY" flashes meaning normal work of emitter.
3. According to 18 indicators, judge the characteristics of short-circuit, breaking circuit, open circuit and crossing.
4. During testing, function switchover button can be pressed for switchover of fast and slow levels.



Network wire sequence collation

CASE

Note: The equipment is prohibited to be used on heavy-current wires

Support direct wire collation
of operating switch

Replace the above
tester in cabling



**It can take place of
cable tester**

It can rapidly test open circuit/short circuit and crossing through the 18 status indicators. which is accurate and clear.




Others function

Open circuit or short circuit testing function

Push DIP switch on emitter to position of “TEST” , press function switchoverbutton on emitter for 2 seconds, “VERIFY” indicator will change “flash” to “lighting” connect crocodile clamp with RJ11 port, clamp the two ends of cable with crocodile clamps, in case of short circuit, indicator “1” of emitter will light up, otherwise it will not. Impedance can be indicated by brightness of status indicators: the lighter , the smaller the resistance is; the darker, the bigger.

DC level testing function

Push DIP switch on emitter to position of “SCAN” , press function switchover button on emitter for 2 seconds, “STATUS” indicator will turn off and “VERIFY” indicator flashes, insert the crystal plug of crocodile clamp into RJ11, clamp the two ends of cable with crocodile clamps, in case that “STATUS” indicator lights up in red , it means the end clamped by red clamp is positive pole, in case that “STATUS” indicator lights up in green, it means the end clamped by red clamp is negative pole, electric level can be judged by brightness of the status indicators; the lighter the indicator, the higher the level is; the darker, the lower.



test positive and negative pole of DC electric level

Low voltage alarm function

Push DIP switch on emitter to position of “SCAN”, if the that battery level is lower than 6.0V, “STATUS” and “VERIFY” indicators will light up at the same time, it indicates to have new battery.

Earphone function

In noisy environment, earphone can be used to prevent interference from the outside.



Volume adjusting function

While tracing cable, volume can be adjusted for moderate level of sound.

Spotlight function

You can easily work as usual with backlight at night and in dark.

Energy-saving

Inching switch can automatically delay power-off.
The continuous lifespan of battery is over 50 hours.

Accessories



RJ45 adapter cable



Earphone



9V battery

Applicable users

Telecom bureau/net bar/telecom engineering companies / network engineering companies/power supply/ army and other departments requiring wire.

Applicable scope

Wire engineering of telecom, network and regular maintenance work; network line engineering of computer; other wire engineering and maintenance.

Specification of product

Item	Specification	
Product name	Wire tracker	
Power supply	DC, 9V battery	
The max working current	Emitter	$\leq 10\text{mA}$
	Receiver	$\leq 30\text{mA}$
Signal transmission format	Multi-frequency impulse	
Signal output electric status	8Vp-p	
Distance of signal transmission	$\geq 2\text{km}$	
Appearance dimension	Emitter	126×49×34,mm
	Receiver	175×42×27,mm
	Whole set	270×165×45,mm
Weight	Emitter	0.060kg
	Receiver	0.072kg
	Whole set	0.420kg

The list of package

1. Emitter	1 piece	5. RJ45 adaptor cable	1 piece
2. Receiver	1 piece	6. Instruction manual	1 piece
3. 9V battery	2 pieces	7. Toolkit	1 piece
4. Earphone	1 piece	8. Color box	1 piece

Diagram of series products



NF-306



NF-868



NF-8208



NF-268



NF-806R



NF-816



NF-468L



NF-3468



NF8108-M



NF-388



NF-903



NF-906A



Your excellent helper in cable test!

SHENZHEN NOYafa ELECTRONIC CO.,LTD