


Thank you for buying your new Remington® product. Please read these instructions carefully and keep them safe.

Remove all packaging before use.

IMPORTANT SAFEGUARDS

- 1 This appliance can be used by children aged from 8 years and above and persons with reduced physical, sensory or mental capabilities or lack of experience and knowledge if they have been supervised/instructed and understand the hazards involved. Children shall not play with the appliance. Cleaning and user maintenance shall not be done by children unless they are older than 8 and supervised. Keep the appliance and cable out of reach of children under 8 years.
- 2 Warning - for additional protection the installation of a residual current device (RCD) with a rated residual operating current not exceeding 30mA is advisable in the electrical circuit supplying the bathroom. Ask an electrician for advice.
- 3 For UK, Household Use Only. Currently, the fitting in a bathroom of an electrical socket suitable or capable of operating the dryer/straightener is not permitted (see BS7671).
- 4 Always ensure the voltage to be used corresponds to the voltage stated on the unit before plugging the appliance into the mains socket.
- 5 Warning: Do not use this appliance near bathtubs, showers, basins or other vessels containing water. 
- 6 When the hairdryer is used in a bathroom, unplug it after use since the proximity of water presents a hazard even when the hairdryer is switched off.
- 7 Do not wrap the cord around the unit. Check the cord regularly for any sign of damage.
- 8 If the supply cord of this unit becomes damaged, discontinue use immediately and return the appliance to your nearest authorised Remington service dealer for repair or replacement in order to avoid a hazard.
- 9 Do not use the appliance if it is damaged or malfunctions.
- 10 Do not allow any part of the appliance touch the face, neck or scalp.
- 11 Keep direct airflow away from eyes or other sensitive areas.
- 12 During use, always ensure the inlet and outlet grilles are not blocked in any way as this will cause the unit to automatically stop. If this should occur, switch off and allow the unit to cool.
- 13 Ensure the inlet grille is free from obstructions such as fluff, loose hair etc.
- 14 Do not leave the appliance unattended while plugged in.
- 15 Do not set the appliance down while still on.

- 16 Do not place the appliance on any soft furnishings.
- 17 Do not use the diffuser on the highest heat setting.
- 18 Do not use attachment not recommended by Remington
- 19 This appliance is not intended for commercial or salon use.
- 20 Let the appliance cool down before cleaning and storing away.



KEY FEATURES

- 1 Speed/heat setting switch
- 2 Folding handle for convenient storage
- 3 Concentrator
- 4 Diffuser
- 5 Dual voltage selector 120/240V
- 6 Hang up loop
- 7 Cord

PRODUCT FEATURES

- 2000 Watt travel hairdryer.
- Dual voltage for worldwide travel:
- Operates at 1200 Watts - 120V.
- Operates at 1650- 2000 Watts - 220 - 240V.

INSTRUCTIONS FOR USE

Dual Voltage Function



-  Warning: Before each and every use make sure that the voltage select switch (Fig. 1) is in the correct voltage position for the country in which it is being operated. For example, for the UK the voltage selector should point to the 240V mark.

Fig. 1



- To change the voltage twist the voltage selector clockwise to adjust the operating voltage from 240V to 120V, or anti-clockwise to adjust the operating voltage from 120V to 240V.
- This can be done using a small coin, screwdriver or similar.
- Wash and condition your hair as normal.
- Squeeze out excess moisture with a towel and comb through.
-  Hairsprays contain flammable material - do not use while using this product.
- Plug the product into the mains power supply.
- To turn on slide the switch up one position until it is in the middle at setting '1'.
- For fast drying use the high heat/high speed function.
- To increase the setting slide the switch to the top position at setting '2'.
- Select the desired temperature and speed setting using the switch on the handle.
- After use, turn the appliance off and unplug.
- To turn off slide the switch to the very bottom position setting '0'.
- Let the appliance cool down before cleaning and storing away.

CLEANING AND MAINTENANCE

- Unplug the appliance and allow to cool.
- To maintain peak product performance and to prolong motor life, it is important to regularly remove any dust and dirt from the air filter grille and clean with a soft brush.
- Don't use harsh or abrasive cleaning agents or solvents.

ENVIRONMENTAL PROTECTION

To avoid environmental and health problems due to hazardous substances in electrical and electronic goods, appliances marked with this symbol must not be disposed of with unsorted municipal waste, but recovered, reused or recycled.



SERVICE AND GUARANTEE

Defects affecting product functionality appearing within the guarantee period will be corrected by replacement or repair at our option provided the product is used and maintained in accordance with the instructions.

Your statutory rights are not affected.

Consumables are excluded.


Defects from repair by an unauthorized dealer are not covered.


If you call the Service Centre, please have the Model No. to hand, as we won't be able to help you without it. The Model No. can be found on the rating plate of the appliance.

Replacement parts and accessories are available to buy at www.remington.co.uk/parts-accessories

➔ SERVICE CENTRE

United Kingdom

 Tel 0800 212 438 (free call mainland UK)

 +44 161 947 3111 (call outside the UK)

Spectrum Brands (UK) Ltd

Fir Street, Failsworth, Manchester

M35 0HS, UK

www.remington.co.uk

Ireland

 Tel 142 951 40

Remington Consumer Products,

Unit B12, Ballymount Corporate Park,

Ballymount, Dublin 12.

www.ie.remington-europe.com

REGISTER ONLINE FOR

£10,000 prize draw, EXTRA year guarantee, FREE rewards gallery.

Visit www.remington.co.uk/productregister. You must register within 28 days of purchase.

Model No. D1500

16/UK/ D1500 T22-0004500 Version 08 /16

Remington® is a Registered Trade Mark of Spectrum Brands, Inc., or one of its subsidiaries.

Spectrum Brands (UK) Ltd

Fir Street,

Failsworth,

Manchester

M35 0HS

www.remington.co.uk

© 2016 Spectrum Brands, Inc.