

SONY

Stereo Headphones

Operating Instructions
Mode d'emploi
Bedienungsanleitung

Manual de instrucciones
Istruzioni per l'uso
Instrukcja obsługi



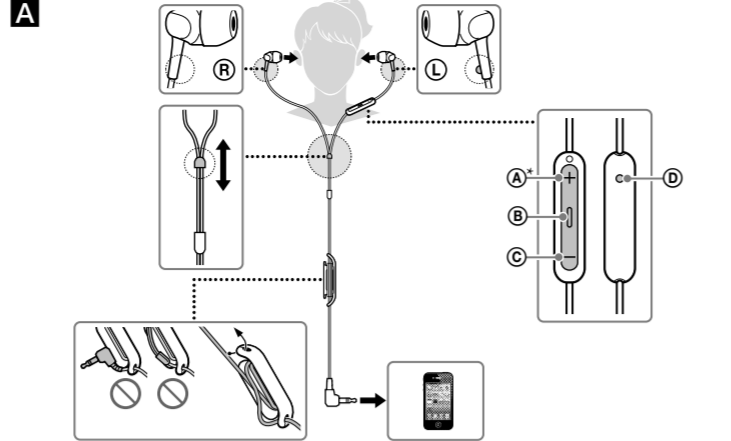
Made for
iPod
iPhone
iPad



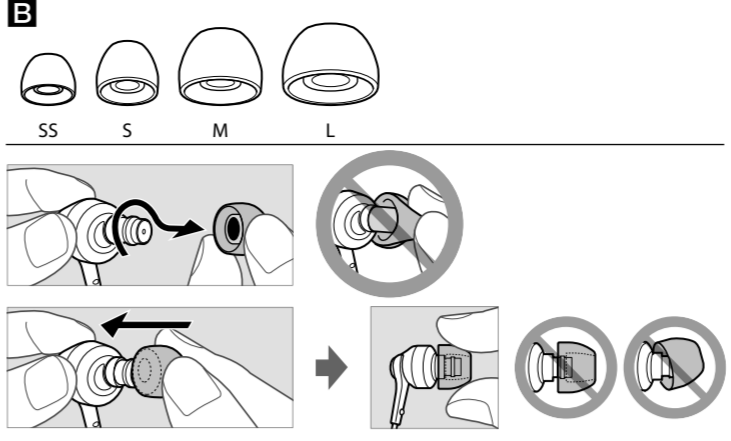
4-456-783-22(1)

MDR-EX100iP

A How to use A Volume + B Centre button C Volume - D Microphone * There is a tactile dot beside Volume +.	B Earbuds
--	------------------



Operations	Procédures	Vorgehen	Operaciones	Operazioni	Handelingen	Operações	Operacje
A How to use A Volume + B Centre button C Volume - D Microphone * There is a tactile dot beside Volume +.	A Utilisation A Volume + B Bouton central C Volume - D Microphone * Vous remarquerez la présence d'un point tactile à côté de Volume +.	A Gebrauch A Lautstärke + B Mittlere Taste C Lautstärke - D Mikrofon * Neben Lautstärke+ befindet sich ein fühlbarer Punkt.	A Utilización A Volumen + B Botón central C Volume - D Microfono * Existe un punto táctil junto a Volumen +.	A Modalità d'uso A Volume + B Pulsante centrale C Volume - D Microfono * E presente un punto tattile accanto a Volume +.	A Hoe te gebruiken A Volume + B Middelste knop C Volume - D Microfoon * Er bevindt zich een aanraakpunt naast Volume +.	A Como utilizar A Volume + B Botão central C Volume - D Microfone * Existe um ponto táctil junto de Volume +.	A Użytkowanie A Głośność + B Przycisk środkowy C Głośność - D Mikrofon * Obok przycisku Głośność+ znajduje się wypukły punkt.
B Earbuds	B Oreilles	B Ohrpolster	B Adaptadores	B Auricolari	B Oordopjes	B Auriculares	B Wkładki douszne



Operations	Procédures	Vorgehen	Operaciones	Operazioni	Handelingen	Operações	Operacje
A How to use A Volume + B Centre button C Volume - D Microphone * There is a tactile dot beside Volume +.	A Utilisation A Volume + B Bouton central C Volume - D Microphone * Vous remarquerez la présence d'un point tactile à côté de Volume +.	A Gebrauch A Lautstärke + B Mittlere Taste C Lautstärke - D Mikrofon * Neben Lautstärke+ befindet sich ein fühlbarer Punkt.	A Utilización A Volumen + B Botón central C Volume - D Microfono * Existe un punto táctil junto a Volumen +.	A Modalità d'uso A Volume + B Pulsante centrale C Volume - D Microfono * E presente un punto tattile accanto a Volume +.	A Hoe te gebruiken A Volume + B Middelste knop C Volume - D Microfoon * Er bevindt zich een aanraakpunt naast Volume +.	A Como utilizar A Volume + B Botão central C Volume - D Microfone * Existe um ponto táctil junto de Volume +.	A Użytkowanie A Głośność + B Przycisk środkowy C Głośność - D Mikrofon * Obok przycisku Głośność+ znajduje się wypukły punkt.
B Earbuds	B Oreilles	B Ohrpolster	B Adaptadores	B Auricolari	B Oordopjes	B Auriculares	B Wkładki douszne

English	Stereo headphones
----------------	--------------------------

Using the Centre button

Plays/pauses a track of the connected iPod product with a single press. Skips to the next track with a double press. Skips to the previous track with a triple press. Starts the "VoiceOver™" feature with a long press (if available).

Press once to answer the call. Press again to end. Hold down for about two seconds to reject an incoming call. When you let go, two low beeps confirm the call was rejected.

* Availability of the "VoiceOver" feature depends on iPod and its software version.

Note

Be careful not to unintentionally press any buttons when you carry your iPod with this unit connected.

Specifications

Headphones

Type: Closed, dynamic / **Driver unit:** 9 mm, dome type (CCAW adopted) / **Power handling capacity:** 100 mW (IEC*) / **Impedance:** 16 Ω at 1 kHz / **Sensitivity:** 103 dB/mW / **Frequency response:** 5 Hz – 24,000 Hz / **Cord:** 1.2 m (Y-type) / **Plug:** Four-conductor gold-plated L-shaped stereo mini plug for iPod/iPhone/iPad with remote function / **Mass:** Approx. 3 g without cord

Microphone

Open circuit voltage level: –42 dB (0 dB = 1 V/Pa)

Supplied accessories

Earbuds: S5 (red) (2), S (orange) (2), M (green) (attached to the unit at the factory) (2), L (light blue) (2) / Cord adjuster (winds cord up to 50 cm) (1)

* IEC = International Electrotechnical Commission
Design and specifications are subject to change without notice.

Precautions

High volume may affect your hearing. For traffic safety, do not use while driving or cycling.

Install the earbuds firmly. If an earbud accidentally detaches and is left in your ear, it may cause injury.

Keep earbuds clean. To clean the earbuds, wash them with a mild detergent solution.

Français	Casque d'écoute stéréo
-----------------	-------------------------------

Utilisation du bouton central

Appuyez une fois pour commander la lecture/ pause d'une plage de l'iPod connecté. Appuyez deux fois pour passer à la plage suivante. Appuyez trois fois pour revenir à la plage précédente. Appuyez longuement pour activer la fonction «VoiceOver» (si disponible).

Appuyez une fois pour répondre à l'appel. Appuyez de nouveau pour raccrocher. Maintenez enfoncé pendant deux secondes environ pour refuser un appel entrant. Quand vous relâchez, deux bips de faible intensité confirment que l'appel a été refusé.

* La disponibilité de la fonction «VoiceOver» dépend de l'iPod et de la version de son logiciel.

Remarque

Veillez à ce qu'à aucun bouton ne puisse être enfoncé par inadvertance lorsque vous utilisez votre iPod auquel cet accessoire est connecté.

Spécifications

Ecouteurs

Type: fermé, dynamique / **Transducteur :** 9 mm, type à dôme (CCAW adopté) / **Puissance admissible :** 100 mW (CEI*) / **Impédance :** 16 Ω à 1 kHz / **Sensibilité :** 103 dB/mW / **Réponse en fréquence :** 5 Hz – 24 000 Hz / **Cordon :** 1,2 m (type en Y) / **Fiche :** à mini-fiche stéréo en L, plaquée or à quatre conducteurs pour iPod/iPhone/iPad avec fonction télécommande / **Masse :** environ 3 g sans cordon

Micro

Niveau de tension en circuit ouvert: –42 dB (0 dB = 1 V/Pa)

Accessoires fournis

Oreillettes : S5 (rouge) (2), S (orange) (2), M (vert) (raccordées d'origine à l'appareil) (2), L (bleu clair) (2) / Système de réglage du cordon (enroule le cordon jusqu'à 50 cm) (1)

* CEI = Commission Electrotechnique Internationale
La conception et les spécifications sont sujettes à modification sans préavis.

Précautions

Vous risquez de subir des lésions auditives si vous utilisez cet appareil à un volume trop élevé. Pour des raisons de sécurité, ne l'utilisez pas en voiture ou à vélo.

Fixez fermement les oreillettes. Si une oreillette se détachait accidentellement et restait coincée dans votre oreille, elle risquerait de vous blesser.

Veillez à maintenir les oreillettes propres. Pour nettoyer les oreillettes, lavez-les avec une solution détergente douce.

Deutsch	Stereokopfhörer
----------------	------------------------

Die mittlere Taste

Startet mit einem einzigen Tastendruck einen Titel auf dem angeschlossenen iPod-Produkt bzw. hält ihn an. Bei einem doppelten Tastendruck wird zum nächsten Titel gewechselt. Bei einem dreifachen Tastendruck wird zum vorherigen Titel gewechselt. Bei einem langen Tastendruck wird die Funktion "VoiceOver™" gestartet (falls verfügbar). Drücken Sie die Taste einstmal, um einen Anruf anzunehmen. Drücken Sie die Taste erneut, um ihn zu beenden.

Halten Sie die Taste ungefähr zwei Sekunden lang gedrückt, um einen eingehenden Anruf abzulehnen. Wenn Sie die Taste loslassen, wird mit zwei akustischen Signalen bestätigt, dass der Anruf abgelehnt wurde.

* Die Verfügbarkeit der Funktion „VoiceOver“ ist vom iPod und dessen Software-Version abhängig.

Hinweis

Achten Sie darauf, nicht versehentlich irgendwelche Tasten zu drücken, wenn Sie den iPod bei sich tragen und dieses Produkt daran angeschlossen ist.

Technische Daten

Kopfhörer

Typ: Geschlossen, dynamisch / **Treibereinheit:** Kalotte, 9 mm (mit CCAW) / **Belastbarkeit:** 100 mW (IEC*) / **Impedanz:** 16 Ω bei 1 kHz / **Empfindlichkeit:** 103 dB/mW / **Frequenzgang:** 5 Hz – 24.000 Hz / **Kabel:** 1,2 m (Y-förmig) / **Stecker:** Vergoldeter Vierleiter-Stereoministecker mit L-Forn für iPod/iPhone/iPad mit Fernbedienungsfunktion / **Masse:** ca. 3 g (ohne Kabel)

Mikrofon

Leerlaufspannungsspegel: –42 dB (0 dB = 1 V/Pa)

Mitgeliefertes Zubehör

Ohrpolster: S5 (rot) (2), S (orange) (2), M (grün) (werkseitig angebracht) (2), L (hellblau) (2) / Kabeleinstellvorrichtung (Kabelaufwicklung bis zu 50 cm) (1)

* IEC = Internationale Elektrotechnische Kommission
Änderungen, die dem technischen Fortschritt dienen, bleiben vorbehalten.

Sicherheitsmaßnahmen

Eine zu hohe Lautstärke kann zu Gehörschäden führen. Verwenden Sie Kopfhörer aus Gründen der Verkehrssicherheit nicht beim Fahren von Kraftfahrzeugen oder beim Fahrradfahren.

Bringen Sie die Ohrpolster fest an. Andernfalls könnte sich ein Ohrpolster versehentlich lösen, im Ohr stecken bleiben und Verletzungen verursachen.

Halten Sie die Ohrpolster sauber. Waschen Sie die Ohrpolster dazu mit einer milden Reinigungslösung.

Español	Auriculares estéreo
----------------	----------------------------

Utilización del Botón central

Pulse una vez para reproducir o pausar una pista del producto iPod conectado. Pulse dos veces para saltar a la siguiente pista. Pulse tres veces para saltar a la pista anterior. Se inicia la función "VoiceOver" si se mantiene pulsado un momento si se encuentra disponible.

Pulse una vez para contestar la llamada. Vuelva a pulsar para finalizar. Mantenga pulsado durante unos dos segundos para rechazar una llamada entrante. Al soltar, dos pitidos bajos confirman que la llamada se ha rechazado.

* La disponibilidad de la función "VoiceOver" depende del iPod y la versión del software.

Nota

Tenga cuidado de no pulsar ningún botón de manera involuntaria cuando transporte el iPod con esta unidad conectada.

Especificaciones

Auriculares

Typo: Cerrado, dinámico / **Unidad auricular:** 9 mm, tipo cúpula (CCAW) / **Capacidad de potencia:** 100 mW (IEC*) / **Impedancia:** 16 Ω a 1 kHz / **Sensibilidad:** 103 dB/mW / **Respuesta en frecuencia:** 5 Hz – 24.000 Hz / **Cables:** 1,2 m (tipo Y) / **Cavijia:** Minicavijia estéreo dorada en forma de L de cuatro conductores para iPod/iPhone/iPad con función remota / **Masa:** Aprox. 3 g sin el cable

Micrófono

Nivel de tensión del circuito abierto: –42 dB (0 dB = 1 V/Pa)

Accesorios suministrados

Adaptadores: S5 (rojo) (2), S (naranja) (2), M (verde) (adjuntos a la unidad de fábrica) (2), L (azul claro) (2) / Regulador del cable (permite enrollar hasta 50 cm de cable) (1)

* IEC = Comisión Electrotécnica Internacional

El diseño y las especificaciones están sujetos a cambios sin previo aviso.

Precautions

Si utiliza los auriculares a un volumen alto, puede dañar sus oídos. Por razones de seguridad varía, no los utilice mientras conduzca o vaya en bicicleta.

Coloque los adaptadores firmemente. Si accidentalmente se suelta un adaptador y se le queda en el oído, podría producirle lesiones.

Mantenga los adaptadores siempre limpios. Para limpiarlos, limpie los lavelos con una solución de detergente neutro.

Italiano	Cuffie stereo
-----------------	----------------------

Italiano	Cuffie stereo
-----------------	----------------------

Uso del pulsante centrale

Consente, con un'unica pressione, di riprodurre/ interrompere un brano del prodotto iPod collegato. Consente, con una doppia pressione, di saltare al brano successivo. Consente, con una tripla pressione, di saltare al brano precedente. Consente, con una pressione prolungata, di avviare la funzione "VoiceOver™" se disponibile.

Premere una volta per rispondere alla chiamata. Premere di nuovo il tasto per riagganciare. Tenere premuto per circa due secondi per rifiutare una chiamata in arrivo. Quando si rilascia il pulsante, un doppio segnale acustico a basso volume conferma che la chiamata è stata rifiutata.

* La disponibilità della funzione "VoiceOver" dipende dall'iPod e dalla relativa versione del software.

Nota

Fare attenzione a non premere involontariamente nessun pulsante durante il trasporto dell'iPod con questa unità collegata.

Caratteristiche tecniche

Cuffie

Tipò: chiuso, dinamico / **Unità pilota:** 9 mm, tipo a cupola (adottato CCAW) / **Capacità di potenza:** 100 mW (IEC*) / **Impedenza:** 16 Ω a 1 kHz /

Sensibilità: 103 dB/mW / **Risposta in frequenza:** 5 Hz – 24.000 Hz / **Cavo:** 1,2 m (tipo a Y) / **Spina:** Minicipina stereo a forma di L, placcata in oro a quattro poli per iPod/iPhone/iPad con telecomando / **Massa:** circa 3 g (senza cavo)

Microfono

Livello di tensione a circuito aperto: –42 dB (0 dB = 1 V/Pa)

Accessori in dotazione

Auricolari: S5 (rosso) (2), S (arancione) (2), M (verde) (collegati all'unità in fabbrica) (2), L (azzurro) (2) / Dispositivo di regolazione del cavo (consente di avvolgere il cavo fino a 50 cm) (1)

* IEC = Commissione Elettronica Internazionale
Il design e le caratteristiche tecniche sono soggetti a modifiche senza preavviso.

Precauzioni

L'ascolto ad alto volume può avere ripercussioni sull'udito. Per motivi di sicurezza stradale, non utilizzare durante la guida o in bicicletta.

Installare in modo saldo gli auricolari. Se un auricolare si stacca accidentalmente e rimane all'interno dell'orecchio, potrebbero verificarsi ferite.

Mantenere puliti gli auricolari. Per pulire gli auricolari, lavarli con una soluzione detergente delicata.

Nederlands	Stereohoofdtelefoon
-------------------	----------------------------

De middelste knop gebruiken

Wanneer u één keer op deze knop drukt, wordt een nummer op de aangesloten iPod afgespeeld/ gepauzeerd. Wanneer u twee keer op deze knop drukt, schakelt u naar het volgende nummer.

Wanneer u drie keer op deze knop drukt, keert u terug naar het vorige nummer. Wanneer u deze knop lang ingedrukt houdt, wordt de functie "VoiceOver" gestart (indien beschikbaar).

Druk één keer op deze knop om een oproep te beantwoorden, en nogmaals om deze te beëindigen. Houde deze knop ongeveer twee seconden ingedrukt om een ontvangen oproep te negeren. Wanneer u de knop loslaat, hoort u twee lage pieptonen ter bevestiging dat de oproep werd genegeerd.

* Beschikbaarheid van de functie "VoiceOver" * hangt af van de iPod en de softwareversie.

Opmerking

Zorg ervoor dat u niet per ongeluk op een knop drukt wanneer u uw iPod bij u draagt terwijl dit toestel aangesloten is.

Technische gegevens

Hoofdtelefoon

Type: gesloten, dynamisch / **Driver:** 9 mm, koepeltype (CCAW) / **Vermogenscapaciteit:** 100 mW (IEC*) / **Impedantie:** 16 Ω bij 1 kHz / **Gevoeligheid:** 103 dB/mW / **Frequentiebereik:** 5 Hz – 24.000 Hz / **Kabel:** 1,2 m (Y-vormig) / **Stekker:** vergulde L-vormige stereoministekker met vier geleiders voor iPod/iPhone/iPad met afstandsbediensfunctie / **Massa:** ong. 3 g (zonder kabel)

Microfoon

Voltageniveau open circuit: –42 dB (0 dB = 1 V/Pa)

Bijgeleverde accessoires

Oordopjes: S5 (rood) (2), S (oranje) (2), M (groen) (in de fabriek aan het apparaat bevestigd) (2), L (lichtblauw) (2) / Kabelreëlar (wintd de kabel op tot een lengte van 50 cm) (1)

* IEC = Internationale Elektrotechnische Commissie
Wijzigingen in ontwerp en technische gegevens kunnen worden doorgevoerd zonder voorafgaande kennisgeving.

Voorzorgsmaatregelen

Een hoog volumeniveau kan uw gehoor beschadigen. Voor veiligheid in het verkeer mag u dit apparaat niet gebruiken tijdens het autorijden of fietsen.

Bevestig de oordopjes stevig. Als een oordopje per ongeluk losvalt en in uw oor achterblijft, kan dit letsel veroorzaken.

Zorg ervoor dat de oordopjes proper blijven. Om de oordopjes te reinigen, wast u deze met een mild zeepsopje.

Português	Auscultadores estéreo
------------------	------------------------------

Nota sull'elettricità statica
L'elettricità statica accumulata nel corpo può provocare una lieve sensazione di formicolio nelle orecchie.

Per ridurre questo effetto, indossare capi di abbigliamento realizzati con materiali naturali.

Auricolari di ricambio opzionali possono essere ordinati presso il rivenditore Sony di zona.

Modelli di iPod/iPhone/iPad compatibili

È possibile utilizzare l'unità solo insieme ai seguenti modelli compatibili con telecomando. Aggiornare l'iPod, l'iPhone o l'iPad con l'ultima versione disponibile del software prima dell'uso. Nelle Istruzioni per l'uso, iPod, iPhone e iPad sono indicati complessivamente come "iPod", eccetto in casi particolari.

- iPod touch (5a generazione)
- iPod touch (4a generazione)
- iPod touch (3a generazione)
- iPod touch (2a generazione)
- iPod nano (7a generazione)
- iPod nano (6a generazione)
- iPod nano (5a generazione)
- iPod nano (4a generazione)
- iPod classic 120 GB /160 GB (2009)
- iPod shuffle (4a generazione)
- iPod shuffle (3a generazione)
- iPhone 5
- iPhone 4S
- iPhone 4
- iPhone 3GS
- iPad (4a generazione)
- iPad (3a generazione)
- iPad 2
- iPad
- iPad mini

Informazioni sui copyright

iPad, iPhone, iPod, iPod classic, iPod nano, iPod shuffle, and iPod touch sono marchi di proprietà di Apple Inc., registrati negli Stati Uniti d'America ed in altri Paesi.

"Made for iPod", "Made for iPhone" e "Made for iPad" sono indicazioni che identificano accessori elettronici progettati per essere collegati, rispettivamente ad un iPod, un iPhone, o un iPad, e certificati dai rispettivi produttori come conformi agli standards funzionali di Apple. Apple non è responsabile del funzionamento di questo accessorio né della sua conformità agli standards normativi e di sicurezza.

La validità del contrassegno CE è limitata ai soli paesi in cui esso è in vigore, in particolare modo ai paesi dello SEE (Spazio Economico Europeo).

Polски	Sluchawki stereofoniczne
---------------	---------------------------------

Opmerking over statische elektriciteit

Door toenemende statische elektriciteit in uw lichaam kunt u prikkelingen in uw oren voelen. Dit effect kan worden beperkt door kleren te dragen die gemaakt zijn van natuurlijk materiaal.

Optionele vervangende oordopjes kunnen besteld worden bij uw dichtstbijzijnde Sony-handelaar.

Compatibile iPod/iPhone/iPad-modellen

U kunt deze headset alleen gebruiken met de volgende modellen die een afstandsbediening ondersteunen. Werk de software van uw iPod, iPhone of iPad bij de laatste versie vóór gebruik. In de gebruiksaanwijzing wordt naar een iPod, iPhone en iPad verwezen met "iPod"; behalve in uitzonderlijke gevallen.

- iPod touch (5e generatie)
- iPod touch (4e generatie)
- iPod touch (3e generatie)
- iPod touch (2e generatie)
- iPod nano (7e generatie)
- iPod nano (6e generatie)
- iPod nano (5e generatie)
- iPod nano (4e generatie)
- iPod classic 120 GB/160 GB (2009)
- iPod shuffle (4e generatie)
- iPod shuffle (3e generatie)
- iPhone 5
- iPhone 4S
- iPhone 4
- iPhone 3GS
- iPad (4e generatie)
- iPad (3e generatie)
- iPad 2
- iPad
- iPad mini

Auteursrechten

iPad, iPhone, iPod, iPod classic, iPod nano, iPod shuffle en iPod touch zijn gedeponeerde handelsmerken van Apple Inc. in de V.S. en andere landen.

De aanduidingen "Made for iPod", "Made for iPhone" en "Made for iPad" betekenen dat een elektronisch accessoire specifiek ontworpen is voor aansluiting op een iPod, iPhone of iPad en volgens de certificering van de ontwikkelaar voldoet aan de prestatienormen van Apple. Apple is niet verantwoordelijk voor het functioneren van dit apparaat of de naleving van veiligheidsnormen en wettelijke voorschriften.

De CE-markering geldt alleen in landen waar deze wettelijk van kracht is. Dit is vooral het geval in landen die deel uitmaken van de EER (Europese Economische Ruimte).

Português	Auscultadores estéreo
------------------	------------------------------

Utilizar o Botão central

Reproduz/efectua uma pausa na faixa do produto iPod ligado quando prime uma só vez. Salta para a faixa seguinte quando carrega uma segunda vez. Salta para a faixa anterior quando carrega uma terceira vez. Inicia a função "VoiceOver™" quando prime durante um período longo (se disponível). Pressione uma vez para atender uma chamada. Pressione novamente para terminar. Mantenha pressionado durante cerca de dois segundos para rejeitar uma chamada. Quando soltar, dois sinais sonoros de baixo volume confirmam que a chamada foi rejeitada.

* A disponibilidade da função "VoiceOver" depende do iPod e da sua versão de software.

Nota

Tenha cuidado para não premir acidentalmente algum botão quando transportar o iPod com esta unidade ligada.

Especificações

Auscultadores

Tipò: Fechado, dinâmico / **Unidade accionadora:** 9 mm, tipo campânula (CCAW adoptado) /

Capacidade de admissão de potência: 100 mW (IEC*) / **Impedância:** 16 Ω a 1 kHz / **Sensibilidade:** 103 dB/mW / **Resposta em frequência:** 5 Hz – 24.000 Hz / **Cabo:** 1,2 m (tipo Y) / **Ficha:** Minificha estéreo em L, dourada de quatro condutores para iPod/iPhone/iPad com função remota / **Massa:** Aprox. 3 g sem o cabo

Micrófone

Nível de tensão de circuito aberto: –42 dB (0 dB = 1 V/Pa)

Accessórios fornecidos

Auriculares: S5 (vermelho) (2), S (cor-de-laranja) (2), M (verde) (instalados de fábrica na unidade) (2), L (azul claro) (2) / Regulador de cabo (enrola cabo até 50 cm) (1)

* IEC = Comissão Electrotécnica Internacional
O design e

Stereo Headphones

Használati útmutató

Návod k obsluze

Návod na používanie

Инструкция по эксплуатации

Οδηγίες λειτουργίας

Инструкции за работа

Instrucțiuni de utilizare

Navodila za uporabo



MDR-EX100iP



Magyar	Sztereó fejhallgató
---------------	----------------------------

A középső gomb használata
Egyszer megnyomva a sáv lezárásának szüntetetésére/leállításra a csatlakoztatott iPod-on. Kétszer megnyomva ugrás a következő sávra. Háromszor megnyomva ugrás az előző sávra. Háromszon megnyomva a „VoiceOver**” funkció bekapcsolása (ha használható).

A hívás fogadásához nyomja meg egyszer. A befejezéshez nyomja meg még egyszer. A bejövő hívás visszautasításához tartsa nyomva kb. két másodpercig. Ezután két mely hangjelzés nyugtatja a hívás visszautasítását.
* A „VoiceOver” funkció elérhetőség az iPod készüléktől és szoftververziójától függ.

Megjegyzés

Ügyeljen rá, hogy ne nyomja meg véletlenül valamelyik gombot, ha iPod készülékét ezen ügyéshézz csatlakoztatva hordozza.

© 2007 Sony Electronics Inc. All rights reserved. Printed in China.

© 2007 Sony Electronics Inc. All rights reserved. Printed in China.

© 2007 Sony Electronics Inc. All rights reserved. Printed in China.

© 2007 Sony Electronics Inc. All rights reserved. Printed in China.

© 2007 Sony Electronics Inc. All rights reserved. Printed in China.

© 2007 Sony Electronics Inc. All rights reserved. Printed in China.

© 2007 Sony Electronics Inc. All rights reserved. Printed in China.

© 2007 Sony Electronics Inc. All rights reserved. Printed in China.

© 2007 Sony Electronics Inc. All rights reserved. Printed in China.

© 2007 Sony Electronics Inc. All rights reserved. Printed in China.

© 2007 Sony Electronics Inc. All rights reserved. Printed in China.

© 2007 Sony Electronics Inc. All rights reserved. Printed in China.

© 2007 Sony Electronics Inc. All rights reserved. Printed in China.

© 2007 Sony Electronics Inc. All rights reserved. Printed in China.

© 2007 Sony Electronics Inc. All rights reserved. Printed in China.

© 2007 Sony Electronics Inc. All rights reserved. Printed in China.

© 2007 Sony Electronics Inc. All rights reserved. Printed in China.

© 2007 Sony Electronics Inc. All rights reserved. Printed in China.

© 2007 Sony Electronics Inc. All rights reserved. Printed in China.

© 2007 Sony Electronics Inc. All rights reserved. Printed in China.

© 2007 Sony Electronics Inc. All rights reserved. Printed in China.

© 2007 Sony Electronics Inc. All rights reserved. Printed in China.

© 2007 Sony Electronics Inc. All rights reserved. Printed in China.

© 2007 Sony Electronics Inc. All rights reserved. Printed in China.

© 2007 Sony Electronics Inc. All rights reserved. Printed in China.

© 2007 Sony Electronics Inc. All rights reserved. Printed in China.

© 2007 Sony Electronics Inc. All rights reserved. Printed in China.

© 2007 Sony Electronics Inc. All rights reserved. Printed in China.

© 2007 Sony Electronics Inc. All rights reserved. Printed in China.

© 2007 Sony Electronics Inc. All rights reserved. Printed in China.

© 2007 Sony Electronics Inc. All rights reserved. Printed in China.

© 2007 Sony Electronics Inc. All rights reserved. Printed in China.

© 2007 Sony Electronics Inc. All rights reserved. Printed in China.

© 2007 Sony Electronics Inc. All rights reserved. Printed in China.

© 2007 Sony Electronics Inc. All rights reserved. Printed in China.

© 2007 Sony Electronics Inc. All rights reserved. Printed in China.

© 2007 Sony Electronics Inc. All rights reserved. Printed in China.

© 2007 Sony Electronics Inc. All rights reserved. Printed in China.

© 2007 Sony Electronics Inc. All rights reserved. Printed in China.

© 2007 Sony Electronics Inc. All rights reserved. Printed in China.

© 2007 Sony Electronics Inc. All rights reserved. Printed in China.

© 2007 Sony Electronics Inc. All rights reserved. Printed in China.

© 2007 Sony Electronics Inc. All rights reserved. Printed in China.

© 2007 Sony Electronics Inc. All rights reserved. Printed in China.

© 2007 Sony Electronics Inc. All rights reserved. Printed in China.

© 2007 Sony Electronics Inc. All rights reserved. Printed in China.

© 2007 Sony Electronics Inc. All rights reserved. Printed in China.

© 2007 Sony Electronics Inc. All rights reserved. Printed in China.

© 2007 Sony Electronics Inc. All rights reserved. Printed in China.

© 2007 Sony Electronics Inc. All rights reserved. Printed in China.

© 2007 Sony Electronics Inc. All rights reserved. Printed in China.

© 2007 Sony Electronics Inc. All rights reserved. Printed in China.

© 2007 Sony Electronics Inc. All rights reserved. Printed in China.

© 2007 Sony Electronics Inc. All rights reserved. Printed in China.

© 2007 Sony Electronics Inc. All rights reserved. Printed in China.

© 2007 Sony Electronics Inc. All rights reserved. Printed in China.

© 2007 Sony Electronics Inc. All rights reserved. Printed in China.

© 2007 Sony Electronics Inc. All rights reserved. Printed in China.

© 2007 Sony Electronics Inc. All rights reserved. Printed in China.

© 2007 Sony Electronics Inc. All rights reserved. Printed in China.

© 2007 Sony Electronics Inc. All rights reserved. Printed in China.

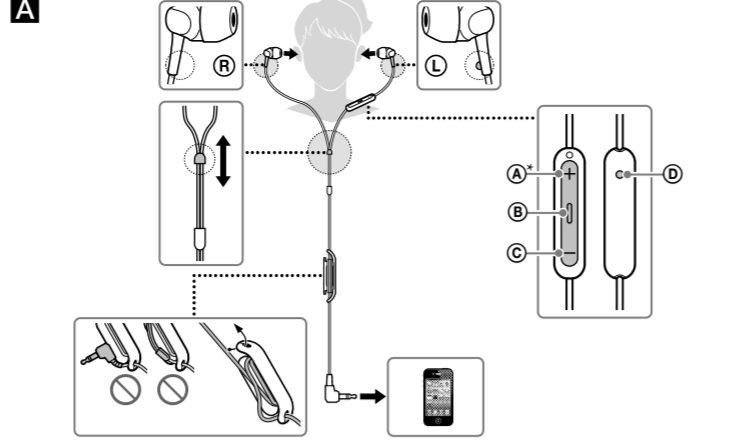
© 2007 Sony Electronics Inc. All rights reserved. Printed in China.

© 2007 Sony Electronics Inc. All rights reserved. Printed in China.

© 2007 Sony Electronics Inc. All rights reserved. Printed in China.

© 2007 Sony Electronics Inc. All rights reserved. Printed in China.

© 2007 Sony Electronics Inc. All rights reserved. Printed in China.



Műveletek	Operace	Používání	Εκπλoυατία	Λειτουργίες	Οπeραции	Operațiuni	Delovanje
A <p>Használat</p> <p>A Hangerő + B Középső gomb C Hangerő - D Mikrofon</p> <p>* A Hangerő + gomb mellett egy kitapintható jelzés található.</p> <p>B Füldugók</p>	A <p>Použití</p> <p>A Hlasitost + B Střední tlačítko C Hlasitost - D Mikrofon</p> <p>* Vedle tlačítka Hlasitost + se nachází hmatový výstupek.</p> <p>B Návleky</p>	A <p>Návod na použití</p> <p>A Hlasitost + B Středové tlačítko C Koumlí tónus - D Mikrofon</p> <p>* Při tlačídle Hlasitost + sa nachádza dotykový bod.</p> <p>B Nástavce slúchadiel</p>	A <p>Использование</p> <p>A Громкость + B Центральная кнопка C Громкость - D Микрофон</p> <p>* Рядом с кнопкой Громкость + расположена тактильная точка.</p> <p>B Вкладыши</p>	A <p>Τρόπος χρήσης</p> <p>A Κουμπί έντασης + B Κεντρικό κουμπί C Κουμπί τόνου - D Μικρόφωνο</p> <p>* Υπόψη για ανάγλυψη κουκκίδα δίπλα στο Κουμπί έντασης +.</p> <p>B Προστατευτικά “μιοδαράκια”</p>	A <p>Υποτρεβα</p> <p>A Ζευκ + B Централен бутон C Volum - D Microfon</p> <p>* Λάγγα бутонulu Volum + se află un punct tactil.</p> <p>B Аурiculare</p>	A <p>Mod de utilizare</p> <p>A Glasnost + B Butonul central C Volum - D Microfon</p> <p>* Lângă butonul Volum + se află un punct tactil.</p> <p>B Аурiculare</p>	A <p>Kako uporabljati</p> <p>A Glasnost + B Sredinski gumb C Glasnost - D Mikrofon</p> <p>* Zraven gumba Glasnost + je otipljiva pika.</p> <p>B Ušesni čepki</p>

Slovensky	Stereofónne slúchadlá
------------------	------------------------------

Používání stredového tlačidla

Prehrávanie/zopastavenie skladby pripojeného zariadenia iPod jedným stlačením. Dvojím stlačením prejdete na ďalšiu skladbu. Trojitým stlačením sa vrátite na predchádzajúcu skladbu. Dlhé stlačenie spúšťa funkciu „VoiceOver**“ (ak je k dispozícii).

Jedným stlačením odpoviete na hovor. Opätovným stlačením hovor ukončíte.

Podržaním tlačidla približne na 2 sekundy prichádzajúci hovor odmietne. Keď to urobíte, odmietnutie hovoru potvrdí dve hlboké pípnutie.
* Dostupnosť funkcie „VoiceOver“ závisí od zariadenia iPod a verzie jeho softvéru.

Poznámka

Dajte pozor, aby nedošlo k nečenenému stlačeniu akéhokoľvek tlačidla, keď prenášate prehrávač iPod s pripojenými slúchadlami.

© 2007 Sony Electronics Inc. All rights reserved. Printed in China.

© 2007 Sony Electronics Inc. All rights reserved. Printed in China.

© 2007 Sony Electronics Inc. All rights reserved. Printed in China.

© 2007 Sony Electronics Inc. All rights reserved. Printed in China.

© 2007 Sony Electronics Inc. All rights reserved. Printed in China.

© 2007 Sony Electronics Inc. All rights reserved. Printed in China.

© 2007 Sony Electronics Inc. All rights reserved. Printed in China.

© 2007 Sony Electronics Inc. All rights reserved. Printed in China.

© 2007 Sony Electronics Inc. All rights reserved. Printed in China.

© 2007 Sony Electronics Inc. All rights reserved. Printed in China.

© 2007 Sony Electronics Inc. All rights reserved. Printed in China.

© 2007 Sony Electronics Inc. All rights reserved. Printed in China.

© 2007 Sony Electronics Inc. All rights reserved. Printed in China.

© 2007 Sony Electronics Inc. All rights reserved. Printed in China.

© 2007 Sony Electronics Inc. All rights reserved. Printed in China.

© 2007 Sony Electronics Inc. All rights reserved. Printed in China.

© 2007 Sony Electronics Inc. All rights reserved. Printed in China.

© 2007 Sony Electronics Inc. All rights reserved. Printed in China.

© 2007 Sony Electronics Inc. All rights reserved. Printed in China.

© 2007 Sony Electronics Inc. All rights reserved. Printed in China.

© 2007 Sony Electronics Inc. All rights reserved. Printed in China.

© 2007 Sony Electronics Inc. All rights reserved. Printed in China.

© 2007 Sony Electronics Inc. All rights reserved. Printed in China.

© 2007 Sony Electronics Inc. All rights reserved. Printed in China.

© 2007 Sony Electronics Inc. All rights reserved. Printed in China.

© 2007 Sony Electronics Inc. All rights reserved. Printed in China.

© 2007 Sony Electronics Inc. All rights reserved. Printed in China.

© 2007 Sony Electronics Inc. All rights reserved. Printed in China.

© 2007 Sony Electronics Inc. All rights reserved. Printed in China.

© 2007 Sony Electronics Inc. All rights reserved. Printed in China.

© 2007 Sony Electronics Inc. All rights reserved. Printed in China.

© 2007 Sony Electronics Inc. All rights reserved. Printed in China.

© 2007 Sony Electronics Inc. All rights reserved. Printed in China.

© 2007 Sony Electronics Inc. All rights reserved. Printed in China.

© 2007 Sony Electronics Inc. All rights reserved. Printed in China.

© 2007 Sony Electronics Inc. All rights reserved. Printed in China.

© 2007 Sony Electronics Inc. All rights reserved. Printed in China.

© 2007 Sony Electronics Inc. All rights reserved. Printed in China.

© 2007 Sony Electronics Inc. All rights reserved. Printed in China.

© 2007 Sony Electronics Inc. All rights reserved. Printed in China.

© 2007 Sony Electronics Inc. All rights reserved. Printed in China.

© 2007 Sony Electronics Inc. All rights reserved. Printed in China.

© 2007 Sony Electronics Inc. All rights reserved. Printed in China.

© 2007 Sony Electronics Inc. All rights reserved. Printed in China.

© 2007 Sony Electronics Inc. All rights reserved. Printed in China.

© 2007 Sony Electronics Inc. All rights reserved. Printed in China.

© 2007 Sony Electronics Inc. All rights reserved. Printed in China.

© 2007 Sony Electronics Inc. All rights reserved. Printed in China.

© 2007 Sony Electronics Inc. All rights reserved. Printed in China.

© 2007 Sony Electronics Inc. All rights reserved. Printed in China.

© 2007 Sony Electronics Inc. All rights reserved. Printed in China.

© 2007 Sony Electronics Inc. All rights reserved. Printed in China.

© 2007 Sony Electronics Inc. All rights reserved. Printed in China.

© 2007 Sony Electronics Inc. All rights reserved. Printed in China.

© 2007 Sony Electronics Inc. All rights reserved. Printed in China.

© 2007 Sony Electronics Inc. All rights reserved. Printed in China.

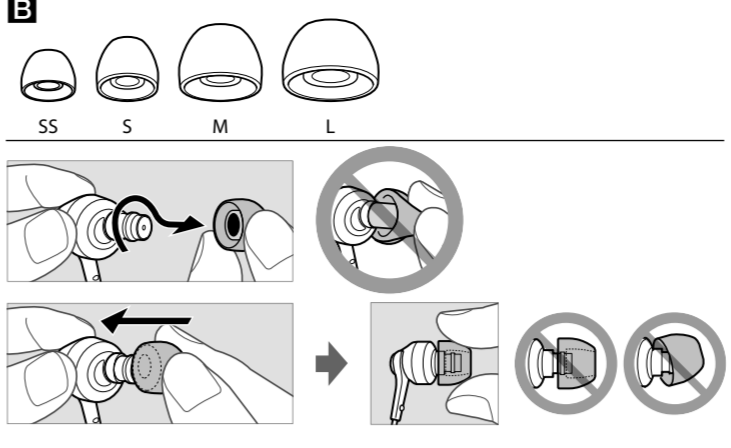
© 2007 Sony Electronics Inc. All rights reserved. Printed in China.

© 2007 Sony Electronics Inc. All rights reserved. Printed in China.

© 2007 Sony Electronics Inc. All rights reserved. Printed in China.

© 2007 Sony Electronics Inc. All rights reserved. Printed in China.

© 2007 Sony Electronics Inc. All rights reserved. Printed in China.



Ελληνικά	Στερεοφωνικά ακουστικά
-----------------	-------------------------------

Χρήση του Κεντρικού κουμπιού

Πραγματοποιεί αναπροηγούγν/διακοπή ενός κομματιού από το συνδεδεμένο iPod, εάν το πιέσετε μία φορά. Μεταβαίνει στο επόμενο κομμάτι, εάν το πιέσετε δύο φορές. Μεταβαίνει στο προηγούμενο κομμάτι, εάν το πιέσετε τρεις φορές. Ξεκινά τη λειτουργία “VoiceOver**”, εάν το πιέσετε παρατεταμένα (πρόσθον διατήρησή).

Πιέστε μία φορά ενώ απαντάτε στην κλήση. Πιέστε ένα, για να τερματίσετε την κλήση. Πιέστε συνεχόμενα για δύο δευτερόλεπτα περίπου, για να απορρίψτε μια εισερχόμενη κλήση. Όταν το αφήσετε, η απόρριψη της κλήσης επιβεβαιώνεται με δύο χαμηλούς ήχους.

* Η διαθεσιμότητα της λειτουργίας “VoiceOver” εξαρτάται από το iPod και την έκδοση λογισμικού του.
Σημείωση
Προσέχετε να μην πατήσετε κατά λάθος κάποιο κουμπί ενώ μεταφέρετε το iPod με αυτήν τη μονάδα συνδεδεμένη.

© 2007 Sony Electronics Inc. All rights reserved. Printed in China.

© 2007 Sony Electronics Inc. All rights reserved. Printed in China.

© 2007 Sony Electronics Inc. All rights reserved. Printed in China.

© 2007 Sony Electronics Inc. All rights reserved. Printed in China.

© 2007 Sony Electronics Inc. All rights reserved. Printed in China.

© 2007 Sony Electronics Inc. All rights reserved. Printed in China.

© 2007 Sony Electronics Inc. All rights reserved. Printed in China.

© 2007 Sony Electronics Inc. All rights reserved. Printed in China.

© 2007 Sony Electronics Inc. All rights reserved. Printed in China.

© 2007 Sony Electronics Inc. All rights reserved. Printed in China.

© 2007 Sony Electronics Inc. All rights reserved. Printed in China.

© 2007 Sony Electronics Inc. All rights reserved. Printed in China.

© 2007 Sony Electronics Inc. All rights reserved. Printed in China.

© 2007 Sony Electronics Inc. All rights reserved. Printed in China.

© 2007 Sony Electronics Inc. All rights reserved. Printed in China.

© 2007 Sony Electronics Inc. All rights reserved. Printed in China.

© 2007 Sony Electronics Inc. All rights reserved. Printed in China.

© 2007 Sony Electronics Inc. All rights reserved. Printed in China.

© 2007 Sony Electronics Inc. All rights reserved. Printed in China.

© 2007 Sony Electronics Inc. All rights reserved. Printed in China.

© 2007 Sony Electronics Inc. All rights reserved. Printed in China.

© 2007 Sony Electronics Inc. All rights reserved. Printed in China.

© 2007 Sony Electronics Inc. All rights reserved. Printed in China.

© 2007 Sony Electronics Inc. All rights reserved. Printed in China.

© 2007 Sony Electronics Inc. All rights reserved. Printed in China.

© 2007 Sony Electronics Inc. All rights reserved. Printed in China.

© 2007 Sony Electronics Inc. All rights reserved. Printed in China.

© 2007 Sony Electronics Inc. All rights reserved. Printed in China.

© 2007 Sony Electronics Inc. All rights reserved. Printed in China.

© 2007 Sony Electronics Inc. All rights reserved. Printed in China.

© 2007 Sony Electronics Inc. All rights reserved. Printed in China.

© 2007 Sony Electronics Inc. All rights reserved. Printed in China.

© 2007 Sony Electronics Inc. All rights reserved. Printed in China.

© 2007 Sony Electronics Inc. All rights reserved. Printed in China.

© 2007 Sony Electronics Inc. All rights reserved. Printed in China.

© 2007 Sony Electronics Inc. All rights reserved. Printed in China.

© 2007 Sony Electronics Inc. All rights reserved. Printed in China.

© 2007 Sony Electronics Inc. All rights reserved. Printed in China.

© 2007 Sony Electronics Inc. All rights reserved. Printed in China.

© 2007 Sony Electronics Inc. All rights reserved. Printed in China.

© 2007 Sony Electronics Inc. All rights reserved. Printed in China.

© 2007 Sony Electronics Inc. All rights reserved. Printed in China.

© 2007 Sony Electronics Inc. All rights reserved. Printed in China.

© 2007 Sony Electronics Inc. All rights reserved. Printed in China.

© 2007 Sony Electronics Inc. All rights reserved. Printed in China.

© 2007 Sony Electronics Inc. All rights reserved. Printed in China.

© 2007 Sony Electronics Inc. All rights reserved. Printed in China.

© 2007 Sony Electronics Inc. All rights reserved. Printed in China.

© 2007 Sony Electronics Inc. All rights reserved. Printed in China.

© 2007 Sony Electronics Inc. All